



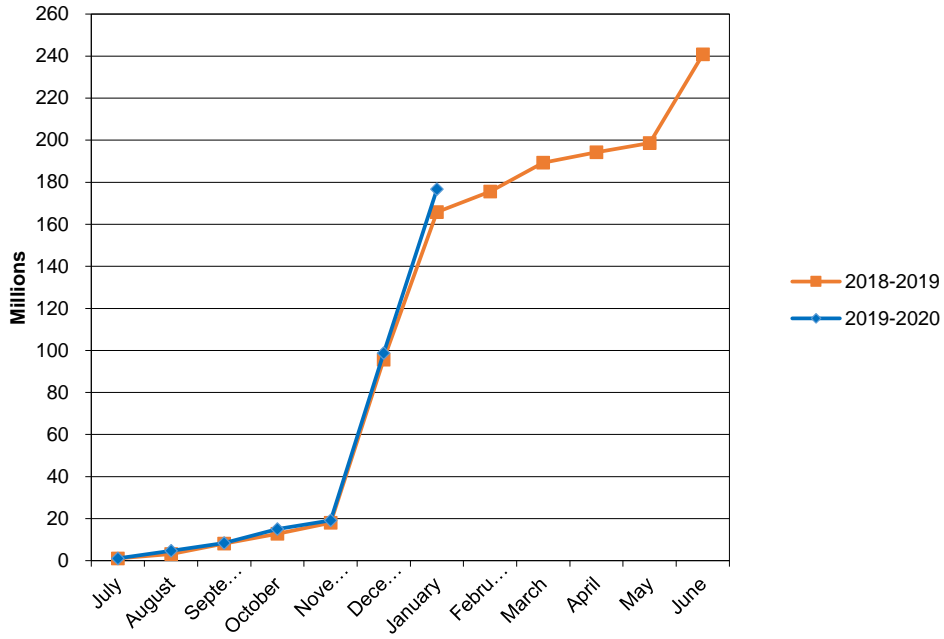
**PARKWAY**SCHOOLS

HIGHER EXPECTATIONS. BRIGHTER FUTURES.

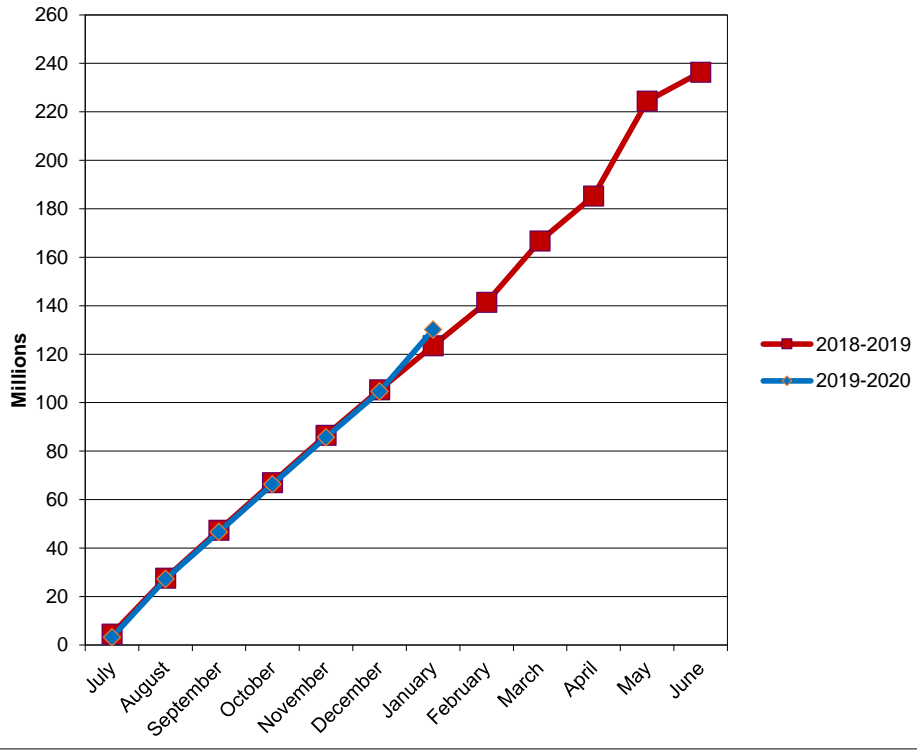
# Financial Statements

*Date: January 2020*

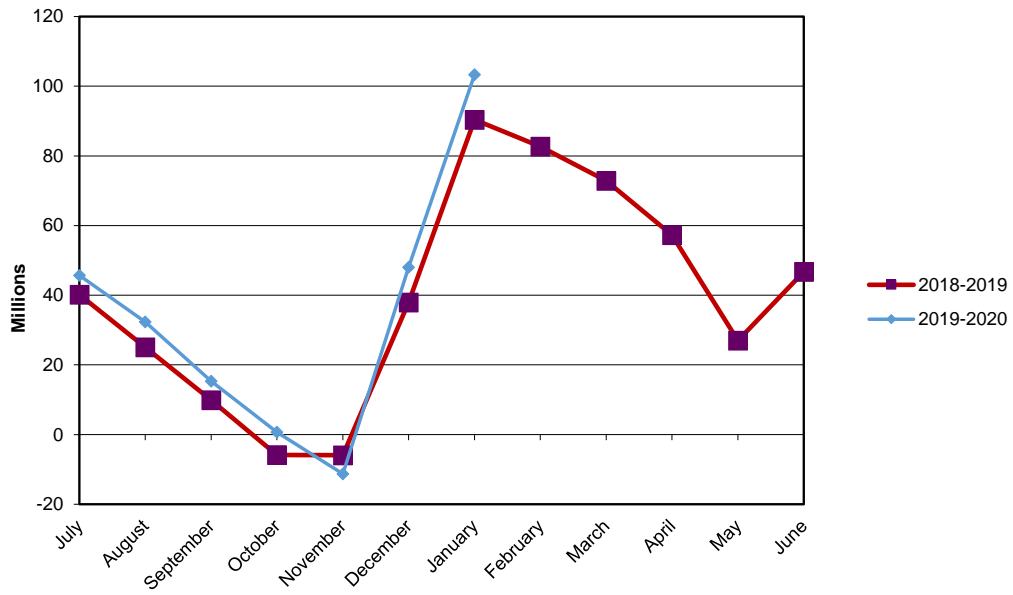
## PARKWAY SCHOOL DISTRICT ACTUAL OPERATING REVENUE



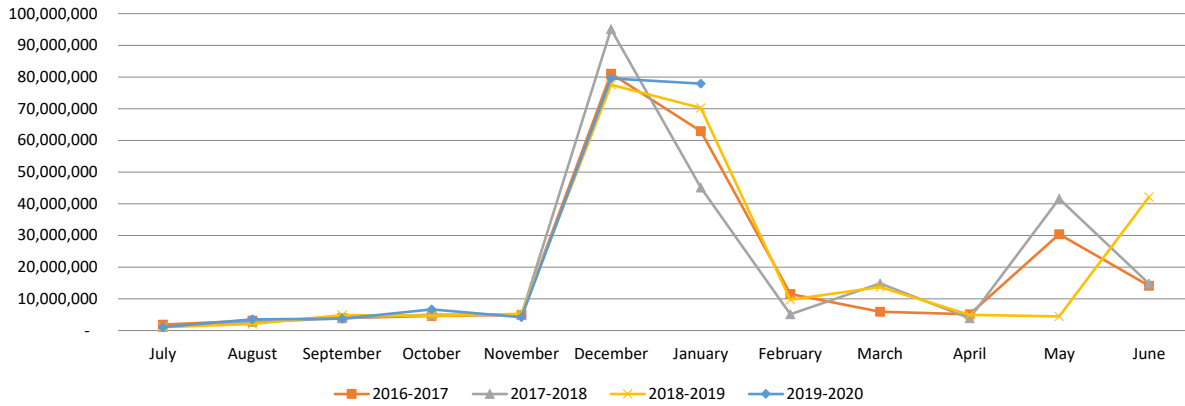
## PARKWAY SCHOOL DISTRICT ACTUAL OPERATING EXPENDITURES



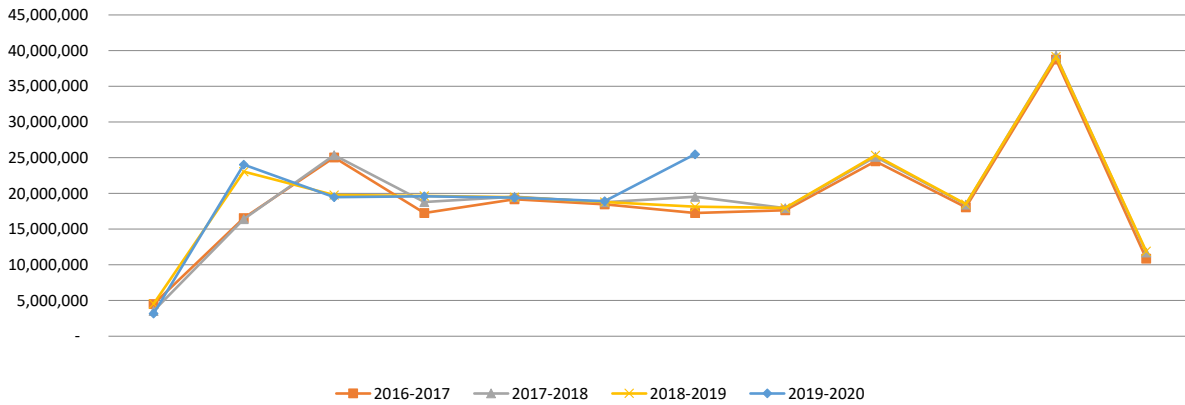
# PARKWAY SCHOOL DISTRICT OPERATING FUND CASH AND INVESTMENTS



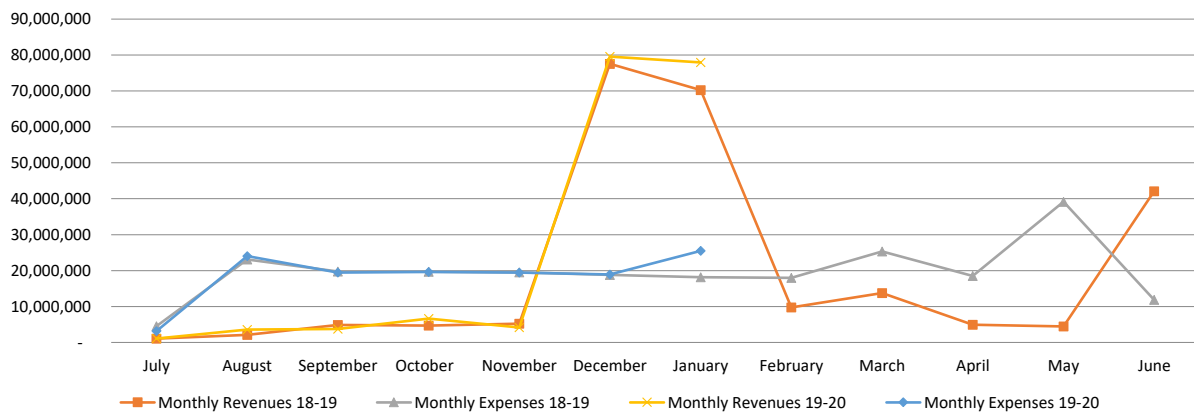
### Operating Revenue Collection by Month



### Expenses by Month



### Monthly Revenues vs Monthly Expenses



**Parkway School District  
Recapitulation of Funds  
Budget 2019-2020 With Restatement of Opening Balances**

FY2020 Full Year Projection	<b>Operating</b>	<b>Debt Service</b>	<b>Capital Projects</b>	<b>2014 Bond Issue</b>	<b>2018 Bond Issue</b>	<b>All Funds</b>	
Beginning Fund Balance	48,429,219	36,159,219	9,572,874	1,695,162	54,457,598	150,314,072	
Revenues	245,728,038	25,561,295	7,718,262	10,000	500,000	279,517,595	
Expenses	241,685,857	53,117,783	5,775,243	1,705,162	35,000,000	337,284,045	
Ending Fund Balance	52,471,400	8,602,731	11,515,893	-	19,957,598	92,547,622	
ACTUAL FY20 THROUGH 1/31/20	<b>Operating</b>	<b>Debt Service</b>	<b>Capital Projects</b>	<b>2014 Bond Issue</b>	<b>2018 Bond Issue</b>	<b>All Funds</b>	
Beginning Fund Balance	48,429,219	36,159,219	9,572,874	1,695,162	54,457,598	150,314,072	
Revenues	176,691,277	20,873,048	6,081,144	20,114	575,765	204,241,348	332,810,681
Expenses	130,099,075	4,535,432	3,231,578	1,114,537	12,058,326	151,038,948	
Transfers	-	-	-	-	-	-	
Ending Fund Balance	95,021,421	52,496,835	12,422,440	600,739	42,975,037	203,516,472	
ACTUAL FY19 THROUGH 1/31/19	<b>Operating</b>	<b>Debt Service</b>	<b>Capital Projects</b>	<b>2014 Bond Issue</b>	<b>2018 Bond Issue</b>	<b>All Funds</b>	
Beginning Fund Balance	46,492,486	36,717,985	2,253,613	17,496,421	-	102,960,505	
Revenues	165,772,331	18,365,121	5,892,358	147,741	-	190,177,551	
Expenses	123,459,810	3,464,182	1,739,693	12,800,894	-	141,464,579	
Transfers	-	-	-	-	-	-	
Ending Fund Balance	88,805,007	51,618,924	6,406,278	4,843,268	-	151,673,477	

**PARKWAY SCHOOL DISTRICT  
ACCRUAL BALANCE SHEET  
January 31, 2020**

	<b>TOTAL- ALL FUNDS 1/31/2020</b>	<b>TOTAL- ALL FUNDS 1/31/2019</b>
<b>ASSETS</b>		
Cash & Investments	\$ 225,138,520	167,025,283
Accounts Receivable	208,215	612,645
Inventories	704,618	814,588
Prepaid Expenses	1,674,740	1,418,681
Land	3,457,837	3,457,837
Land Improvements	15,628,730	17,072,007
Buildings/Improvements	200,708,807	163,361,983
Construction in Progress	21,129,217	50,522,194
Equipment	12,077,431	12,674,728
<b>Total Assets</b>	<b>\$ 480,728,115</b>	<b>416,959,946</b>
<b>LIABILITIES &amp; FUND BALANCE</b>		
Accounts Payable - Operating Funds	\$ 2,341,592	1,154,303
Accounts Payable - Bond Issue Funds	19,617	26,246
Accounts Payable - Medical Fund	-	-
Wages, Payroll Taxes, and Benefits Payable	5,949,219	3,285,233
Tax Anticipation Note	-	-
Bonds Payable	245,760,000	206,945,000
Interest Payable	2,860,637	2,578,845
Liability for Compensated Absences	1,135,584	1,502,251
Liability for Early Retirement	205,016	902,168
<b>Total Liabilities</b>	<b>\$ 258,271,665</b>	<b>216,394,046</b>
Bond Issue Fund Balance	43,575,776	4,843,268
Debt Service Fund Balance	52,496,835	51,618,924
Capital Projects Fund Balance	12,422,440	6,406,278
Equity in Fixed Assets less Long Term Liabilities	3,040,785	35,160,485
Medical Fund Balance	15,899,193	13,731,938
Operating Fund Balance	95,021,421	88,805,007
<b>Total Fund Balance</b>	<b>\$ 222,456,450</b>	<b>200,565,900</b>
<b>TOTAL LIABILITIES &amp; FUND BALANCE</b>	<b>\$ 480,728,115</b>	<b>416,959,946</b>

**BREAKOUT OF CASH & INVESTMENT BALANCE**

	<u>1/31/2020</u>	<u>1/31/2019</u>
MEDICAL FUND CASH	15,899,193	13,731,938
DEBT SERVICE FUND CASH	52,496,539	48,668,373
DEBT SERVICE FUND INVESTMENTS	296	2,950,552
BOND ISSUE FUND CASH	43,548,353	4,809,217
BOND ISSUE FUND INVESTMENTS	7,806	7,805
CAPITAL PROJECTS FUND CASH	9,897,438	6,458,770
OPERATING FUND CASH	81,350,860	90,398,628
OPERATING FUND INVESTMENTS	21,938,035	-
<b>TOTAL</b>	<b>225,138,520</b>	<b>167,025,283</b>

**RESTRICTED RESERVE**

	<u>1/31/2020</u>	<u>1/31/2019</u>
FOOD SERVICE	71,652	278,351
MEDICAL BENEFITS	15,899,193	13,731,938
STUDENT ACTIVITY	3,312,169	3,146,723
<b>TOTAL</b>	<b>19,283,014</b>	<b>17,157,012</b>

PARKWAY SCHOOL DISTRICT  
MODIFIED ACCRUAL REVENUE SCHEDULE  
TOTAL ALL FUNDS

	YEAR TO DATE 1/31/2020				YEAR TO DATE 1/31/2019			
	BUDGETED REVENUE	REVENUE REALIZED	% REALIZED	BALANCE TO BE REALIZED	REVENUE** 6/30/2018	REVENUE REALIZED	% REALIZED	BALANCE TO BE REALIZED
<b>LOCAL</b>								
Property Taxes	175,525,290	147,034,414	83.77%	28,490,876	171,474,393	137,476,588	80.17%	33,997,805
Delinquent Property Taxes	-	-	0.00%	-	(1,577,667)	-	0.00%	(1,577,667)
Sales Tax	16,060,010	6,509,999	40.54%	9,550,011	16,059,749	6,463,052	40.24%	9,596,697
M&M Surtax	4,653,273	3,560,165	76.51%	1,093,108	4,596,653	2,878,404	62.62%	1,718,249
Food Service	4,095,236	2,649,003	64.68%	1,446,233	4,016,924	2,407,412	59.93%	1,609,512
Other Local	9,511,065	2,132,185	22.42%	7,378,880	9,931,468	1,733,589	17.46%	8,197,879
VICC-VST Revenue	7,292,893	1,497,904	20.54%	5,794,989	8,651,877	2,290,640	26.48%	6,361,237
<b>TOTAL LOCAL</b>	<b>217,137,767</b>	<b>163,383,670</b>	<b>75.24%</b>	<b>53,754,097</b>	<b>213,153,397</b>	<b>153,249,685</b>	<b>71.90%</b>	<b>59,903,712</b>
<b>INTEREST</b>	<b>900,000</b>	<b>548,028</b>	<b>60.89%</b>	<b>351,972</b>	<b>1,318,398</b>	<b>418,142</b>	<b>31.72%</b>	<b>900,256</b>
<b>COUNTY</b>	<b>3,987,879</b>	<b>1,598,293</b>	<b>40.08%</b>	<b>2,389,586</b>	<b>3,423,638</b>	<b>995,972</b>	<b>29.09%</b>	<b>2,427,666</b>
<b>STATE</b>								
Basic Formula	2,528,168	1,381,557	54.65%	1,146,611	2,411,230	1,270,216	52.68%	1,141,014
Classroom Trust	6,435,088	3,790,839	58.91%	2,644,249	6,436,222	3,249,312	50.48%	3,186,910
Transportation	1,394,002	827,177	59.34%	566,825	1,230,079	719,538	58.50%	510,541
Other State	1,602,279	414,248	25.85%	1,188,031	1,805,336	1,341,999	74.34%	463,337
<b>TOTAL STATE</b>	<b>11,959,537</b>	<b>6,413,821</b>	<b>53.63%</b>	<b>5,545,716</b>	<b>11,882,867</b>	<b>6,581,065</b>	<b>55.38%</b>	<b>5,301,802</b>
<b>FEDERAL</b>								
Federal Food Service	2,125,276	1,010,005	47.52%	1,115,271	2,108,374	1,020,823	48.42%	1,087,551
Other Federal Entitlements	2,876,271	686,669	23.87%	2,189,602	2,703,424	1,194,946	44.20%	1,508,478
<b>TOTAL FEDERAL</b>	<b>5,001,547</b>	<b>1,696,674</b>	<b>33.92%</b>	<b>3,304,873</b>	<b>4,811,798</b>	<b>2,215,769</b>	<b>46.05%</b>	<b>2,596,029</b>
<b>OTHER FINANCING SOURCES</b>								
Transportation Reimbursement	3,108,435	941,885	30.30%	2,166,550	2,638,360	505,326	19.15%	2,133,034
Tuition From Other Districts	90,000	15,247	16.94%	74,753	118,997	30,827	25.91%	88,170
Sale Of Property	42,873	1,626	3.79%	41,247	42,873	8,475	19.77%	34,398
<b>TOTAL OTHER FINANCING SOURCES</b>	<b>3,241,308</b>	<b>958,758</b>	<b>29.58%</b>	<b>2,282,550</b>	<b>2,800,230</b>	<b>544,628</b>	<b>19.45%</b>	<b>2,255,602</b>
<b>SUB-TOTAL OPERATING REVENUE</b>	<b>242,228,038</b>	<b>174,599,244</b>	<b>72.08%</b>	<b>67,628,794</b>	<b>237,390,328</b>	<b>164,005,261</b>	<b>69.09%</b>	<b>73,385,067</b>
<b>STUDENT ACTIVITIES</b>	<b>3,500,000</b>	<b>2,092,033</b>	<b>59.77%</b>	<b>1,407,967</b>	<b>3,387,145</b>	<b>1,767,070</b>	<b>52.17%</b>	<b>1,620,075</b>
<b>TOTAL OPERATING REVENUE</b>	<b>245,728,038</b>	<b>176,691,277</b>	<b>71.91%</b>	<b>69,036,761</b>	<b>240,777,473</b>	<b>165,772,331</b>	<b>68.85%</b>	<b>75,005,142</b>
<b>NON-OPERATING REVENUES</b>								
2019 Bond Issue	-	-	0.00%	-	55,000,000	-	0.00%	55,000,000
2019 Bond Issue Interest/Premium	500,000	575,765	0.00%	(75,765)	5,195,531	-	0.00%	5,195,531
2014 Bond Issue Interest/Premium	10,000	20,114	0.00%	(10,114)	199,786	147,741	73.95%	52,045
Debt Service Property Taxes	24,366,081	20,402,870	83.73%	3,963,211	22,420,935	17,975,591	80.17%	4,445,344
Debt Service Delinquent Prop. Taxes	-	-	-	-	(206,286)	-	0.00%	(206,286)
Debt Service Interest/Premium	505,192	296,209	58.63%	208,983	747,336	274,539	36.74%	472,797
Debt Service County Revenue	690,022	173,969	25.21%	516,053	641,617	114,991	17.92%	526,626
Cap. Projects Property Taxes	6,593,760	5,525,885	83.80%	1,067,875	6,849,824	5,491,727	0.00%	1,358,097
Cap. Projects Delinquent Prop. Taxes	-	-	-	-	(63,022)	-	100.00%	(63,022)
Capital Projects Other	824,002	359,164	43.59%	(59,164)	928,348	164,111	0.00%	764,237
Marketing Agreement	300,000	195,417	65.14%	-	317,917	236,250	74.31%	81,667
Capital Interest/Premium	500	678	135.60%	(178)	1,222	270	22.09%	952
<b>TOTAL ALL REVENUE SOURCES</b>	<b>279,517,595</b>	<b>204,241,348</b>	<b>73.07%</b>	<b>75,276,247</b>	<b>332,810,681</b>	<b>190,177,551</b>	<b>57.14%</b>	<b>142,633,130</b>



EXPENDITURE SUMMARY BY OBJECT  
TOTAL ALL FUNDS  
JANUARY 31, 2020

	BUDGET 2019-2020	ACTUAL EXPENDITURES YTD 1/31/2020	% EXPENDED 2019-2020	ACTUAL** EXPENDITURES 06/30/2019	ACTUAL EXPENDITURES YTD 1/31/2019	% EXPENDED 2018-2019	CHANGE FROM PRIOR YEAR	
							\$	%
<b>SALARIES</b>								
Certificated	102,864,414	53,979,764	52.48%	100,050,706	49,531,912	49.51%	4,447,852	2.97%
Classified	38,746,304	20,923,696	54.00%	37,875,070	19,942,175	52.65%	981,521	1.35%
Administrative	12,497,566	7,817,519	62.55%	12,128,795	6,987,672	57.61%	829,847	4.94%
<b>TOTAL SALARIES</b>	<b>154,108,284</b>	<b>82,720,979</b>	<b>53.68%</b>	<b>150,054,571</b>	<b>76,461,759</b>	<b>50.96%</b>	<b>6,259,220</b>	<b>2.72%</b>
<b>BENEFITS</b>								
Retirement, Social Security and Medicare	26,480,541	13,935,581	52.63%	25,367,886	12,914,458	50.91%	1,021,123	1.72%
Medical, Dental and Life Insurance	27,723,058	14,030,010	50.61%	28,044,920	14,993,649	53.46%	(963,639)	-2.86%
<b>TOTAL BENEFITS</b>	<b>54,203,599</b>	<b>27,965,591</b>	<b>51.59%</b>	<b>53,412,806</b>	<b>27,908,107</b>	<b>52.25%</b>	<b>57,484</b>	<b>-0.66%</b>
<b>PURCHASED SERVICES</b>								
Substitute Services	2,955,354	1,454,046	49.20%	2,695,542	1,490,143	55.28%	(36,097)	-6.08%
Tuition	192,882	63,220	32.78%	173,834	36,224	20.84%	26,996	11.94%
Professional Services	2,934,616	1,211,084	41.27%	2,172,772	1,288,702	59.31%	(77,618)	-18.04%
Audit	41,000	31,500	76.83%	33,800	33,800	100.00%	(2,300)	-23.17%
Technical Services	92,400	57,807	62.56%	113,782	83,265	73.18%	(25,458)	-10.62%
Legal Services	215,000	109,308	50.84%	179,905	69,915	38.86%	39,393	11.98%
Property Services	3,264,849	1,688,900	51.73%	2,198,123	1,229,741	55.95%	459,159	-4.22%
Travel & Contracted Trans.	1,751,187	915,824	52.30%	1,631,375	753,878	46.21%	161,946	6.09%
Property Insurance	879,000	858,670	97.69%	864,490	823,526	95.26%	35,144	2.43%
Liability Insurance	874,095	891,539	102.00%	845,825	800,343	94.62%	91,196	7.37%
Other Purchased Services	1,918,704	795,310	41.45%	1,477,766	827,800	56.02%	(32,490)	-14.57%
<b>TOTAL PURCHASED SERVICES</b>	<b>15,119,087</b>	<b>8,077,208</b>	<b>53.42%</b>	<b>12,387,214</b>	<b>7,437,337</b>	<b>60.04%</b>	<b>639,871</b>	<b>-6.62%</b>
<b>CONSUMABLES</b>								
General Supplies	3,700,000	1,792,805	48.45%	3,670,818	1,852,363	50.46%	(59,558)	-2.01%
Instructional Supplies	7,434,142	4,313,373	58.02%	6,634,988	4,426,684	66.72%	(113,311)	-8.70%
Library Books	363,330	256,977	70.73%	298,061	171,026	57.38%	85,951	13.35%
Gasoline/Diesel	658,200	317,544	48.24%	652,224	325,767	49.95%	(8,223)	-1.70%
Energy Services	3,915,000	1,673,902	42.76%	3,576,865	1,955,059	54.66%	(281,157)	-11.90%
Food Service Supplies	2,643,000	1,495,370	56.58%	2,393,954	1,509,469	63.05%	(14,099)	-6.47%
<b>TOTAL CONSUMABLES</b>	<b>18,713,672</b>	<b>9,849,971</b>	<b>52.64%</b>	<b>17,226,910</b>	<b>10,240,368</b>	<b>59.44%</b>	<b>(390,397)</b>	<b>-6.81%</b>
<b>OPERATING LEASES</b>	<b>41,215</b>	<b>2,465</b>	<b>5.98%</b>	<b>41,215</b>	<b>41,215</b>	<b>100.00%</b>	<b>(38,750)</b>	<b>-94.02%</b>
<b>SUBTOTAL OPERATING EXPENSES</b>	<b>242,185,857</b>	<b>128,616,214</b>	<b>53.11%</b>	<b>233,122,716</b>	<b>122,088,786</b>	<b>52.37%</b>	<b>6,527,428</b>	<b>0.74%</b>
<b>STUDENT ACTIVITIES</b>	<b>3,500,000</b>	<b>1,482,861</b>	<b>42.37%</b>	<b>3,218,024</b>	<b>1,371,024</b>	<b>42.60%</b>	<b>111,837</b>	<b>-0.24%</b>
<b>ANTICIPATED EXPENDITURE SAVINGS</b>	<b>(4,000,000)</b>	<b>-</b>	<b>0.00%</b>	<b>-</b>	<b>-</b>	<b>0.00%</b>	<b>-</b>	<b>0.00%</b>
<b>TOTAL OPERATING EXPENSES</b>	<b>241,685,857</b>	<b>130,099,075</b>	<b>53.83%</b>	<b>236,340,740</b>	<b>123,459,810</b>	<b>52.24%</b>	<b>6,639,265</b>	<b>1.59%</b>
<b>CAPITAL OUTLAY - NON BOND EXPENSES</b>								
Land Improvement	50,000	3,471	6.94%	34,576	23,412	67.71%	(19,941)	-60.77%
Building Alterations	800,000	284,344	35.54%	641,821	(166,025)	-25.87%	450,369	61.41%
General Equipment	946,262	635,627	67.17%	434,346	211,008	48.58%	424,619	18.59%
Instructional Equipment	1,000,000	31,408	3.14%	278,826	72,207	25.90%	(40,799)	-22.76%
Technology Equipment	1,000,000	836,790	83.68%	172,430	147,993	85.83%	688,797	-2.15%
Student Activity	220,000	127,430	57.92%	161,507	79,751	49.38%	85,448	8.54%
Vehicles	230,000	84,272	36.64%	149,853	149,853	100.00%	(65,581)	-63.36%
School Buses	1,200,000	1,063,244	88.60%	1,010,196	1,010,196	100.00%	53,048	-11.40%
<b>TOTAL CAPITAL OUTLAY</b>	<b>5,446,262</b>	<b>3,066,586</b>	<b>56.31%</b>	<b>2,883,555</b>	<b>1,528,395</b>	<b>53.00%</b>	<b>1,538,191</b>	<b>3.30%</b>
<b>2014 BOND ISSUE EXPENDITURES</b>	<b>1,705,162</b>	<b>1,114,537</b>	<b>65.36%</b>	<b>16,001,045</b>	<b>12,800,894</b>	<b>80.00%</b>	<b>(11,686,357)</b>	<b>-14.64%</b>
<b>2018 BOND ISSUE EXPENDITURES</b>	<b>35,000,000</b>	<b>12,058,326</b>	<b>34.45%</b>	<b>5,737,933</b>	<b>-</b>	<b>0.00%</b>	<b>12,058,326</b>	<b>34.45%</b>
<b>CAPITAL FUND - BUS LEASES</b>	<b>328,981</b>	<b>164,992</b>	<b>50.15%</b>	<b>331,473</b>	<b>211,298</b>	<b>63.75%</b>	<b>(46,306)</b>	<b>-13.59%</b>
<b>DEBT SERVICE - GO BONDS</b>	<b>53,117,783</b>	<b>4,535,432</b>	<b>8.54%</b>	<b>24,162,368</b>	<b>3,464,182</b>	<b>14.34%</b>	<b>1,071,250</b>	<b>-5.80%</b>
<b>GRAND TOTAL EXPENSES</b>	<b>337,284,045</b>	<b>151,038,948</b>	<b>44.78%</b>	<b>285,457,114</b>	<b>141,464,579</b>	<b>49.56%</b>	<b>9,574,369</b>	<b>-4.78%</b>

**FOOD SERVICE**  
**STATEMENT OF INCOME AND EXPENSE**  
**January 31, 2020**

		<u>BUDGET</u>	<u>CURRENT</u>	<u>ACTUAL</u>		<u>PRIOR YEAR</u>	<u>PRIOR</u>	<u>PRIOR YEAR</u>
		<u>FY20</u>	<u>MONTH</u>	<u>EXPENDITURES</u>	<u>% EXPENDED</u>	<u>ACTUAL FY19</u>	<u>YEAR TO DATE</u>	<u>YEAR</u>
				<u>YTD 1/31/2020</u>			<u>January 2019</u>	<u>% EXPENDED</u>
<b>RESERVE FOOD SERVICE SURPLUS</b>	-68.4%		\$87,298	\$34,233		\$108,211	\$108,211	
<b>INCOME</b>								
<b>LOCAL</b>	10.0%	4,070,811	\$418,625	\$2,649,003	65.07%	\$4,016,922	\$2,407,412	59.93%
<b>STATE</b>	-12.5%	38,039	\$2,477	\$12,079	31.75%	\$37,871	\$13,807	36.46%
<b>FEDERAL</b>	-14.1%	2,112,600	\$216,685	\$1,064,862	50.41%	\$2,108,406	\$1,239,188	58.77%
<b>TOTAL INCOME</b>	1.8%	6,221,450	\$637,787	\$3,725,944	59.89%	\$6,163,199	\$3,660,407	59.39%
<b>COST OF GOODS SOLD:</b>								
<b>Beginning Inventory</b>	-9.8%		\$295,110	\$151,400		\$167,832	\$167,832	100.00%
<b>Add: Purchases-Food</b>	-0.9%	3,000,000	\$235,080	\$1,495,370	49.85%	\$2,377,522	\$1,509,469	63.49%
<b>Purchases-Other</b>	-13.7%	236,280	\$23,446	\$143,577	60.77%	\$226,148	\$166,275	73.53%
<b>Goods Available</b>	-2.9%		\$553,636	\$1,790,346		\$2,771,502	\$1,843,576	66.52%
<b>Less: Ending Inventory</b>	-6.9%		\$303,484	\$303,484		\$151,400	\$326,100	215.39%
<b>TOTAL COST OF GOODS</b>	-2.0%	3,236,280	\$250,152	\$1,486,862	45.94%	\$2,620,102	\$1,517,476	57.92%
<b>GROSS MARGIN</b>	4.5%	\$2,985,170	\$387,635	\$2,239,081	75.01%	\$3,543,097	\$2,142,931	60.48%
<b>OPERATION COSTS:</b>								
<b>Salaries</b>	6.7%	2,144,495	\$269,885	\$1,318,295	61.47%	\$2,361,181	\$1,235,651	52.33%
<b>Fringe Benefits</b>	0.0%	1,227,870	\$123,944	\$681,311	55.49%	\$1,211,028	\$681,480	56.27%
<b>Purchased Services</b>	53.1%	91,716	\$12,023	\$68,163	74.32%	\$83,704	\$44,526	53.19%
<b>Operating Supplies</b>	-50.4%	68,955	(\$2,861)	\$30,492	44.22%	\$77,766	\$61,504	79.09%
<b>Credit for Services</b>	38.4%	(100,000)	(\$13,693)	(\$72,695)	72.69%	(\$118,757)	(\$52,523)	44.23%
<b>Total Operating Costs</b>	2.8%	3,433,036	\$389,298	\$2,025,566	59.00%	\$3,614,922	\$1,970,638	54.51%
<b>INCOME (LOSS) FROM OPERATIONS</b>	23.9%	(447,866)	(\$1,663)	\$213,515		(\$71,825)	\$172,293	-239.88%
<b>EQUIPMENT</b>		200,000	\$13,983	\$176,096	88.05%	\$2,153	\$2,153	100.02%
<b>RESERVE FOOD SERVICE SURPLUS</b>	-74.3%		\$71,652	\$71,652		\$34,233	\$278,351	813.10%

**Parkway School District  
Building Location Recap Report**

Fiscal Year 2020 Through Period 7    Run Date: 02-07-2020 @ 08:30:35

	<b>Budget</b>	<b>Expended</b>	<b>Encumbrances</b>	<b>Unexpended</b>
<b>FERN RIDGE HIGH</b>	16,400.00	5,731.84	2,170.88	8,497.28
<b>CENTRAL HIGH</b>	384,640.00	180,588.18	22,609.12	181,442.70
<b>NORTH HIGH</b>	288,029.00	124,830.71	26,563.45	136,634.84
<b>WEST HIGH</b>	323,928.00	174,996.07	31,855.27	117,076.66
<b>SOUTH HIGH</b>	487,628.00	200,003.97	31,995.97	255,628.06
<b>SOUTHWEST MIDDLE</b>	126,123.00	74,250.64	2,331.32	49,541.04
<b>CENTRAL MIDDLE</b>	202,036.00	84,012.92	2,223.21	115,799.87
<b>NORTHEAST MIDDLE</b>	163,183.00	66,093.40	17,919.51	79,170.09
<b>SOUTH MIDDLE</b>	137,365.00	38,183.61	1,514.22	97,667.17
<b>WEST MIDDLE</b>	203,650.00	111,219.15	10,397.00	82,033.85
<b>BARRETS ELEM.</b>	72,791.00	28,843.86	1,140.39	42,806.75
<b>BELLERIVE ELEM.</b>	72,633.00	33,113.56	1,643.87	37,875.57
<b>CARMAN TRAILS ELEM.</b>	76,593.00	38,844.62	6,800.50	30,947.88
<b>CLAYMONT ELEM.</b>	72,898.00	43,488.73	1,845.37	27,563.90
<b>CRAIG ELEM.</b>	69,523.00	49,707.03	7,492.24	12,323.73
<b>GREEN TRAILS ELEM.</b>	59,782.00	27,053.87	90.01	32,638.12
<b>HANNA WOODS ELEM.</b>	64,833.00	51,694.12	3,382.11	9,756.77
<b>HENRY ELEM.</b>	118,236.00	64,000.59	2,678.91	51,556.50
<b>HIGHCROFT ELEM.</b>	60,141.00	32,998.72	2,005.05	25,137.23
<b>MASON RIDGE ELEM.</b>	74,493.00	38,007.30	1,562.34	34,923.36
<b>MCKELVEY ELEM.</b>	124,103.00	43,458.92	5,658.70	74,985.38
<b>OAK BROOK ELEM.</b>	86,474.00	37,984.37	20,737.47	27,752.16
<b>PIERREMONT ELEM.</b>	91,590.00	48,082.63	259.48	43,247.89
<b>RIVER BEND ELEM.</b>	69,354.00	45,434.64	1,769.43	22,149.93
<b>ROSS ELEM.</b>	55,944.00	32,316.87	0.00	23,627.13
<b>SORRENTO SPRINGS ELEM.</b>	49,879.00	21,863.98	4,470.57	23,544.45
<b>SHENANDOAH VALLEY ELEM.</b>	93,811.00	51,180.24	5,621.96	37,008.80
<b>WREN HOLLOW ELEM.</b>	65,925.00	43,609.28	2,685.89	19,629.83
<b>Grand Total for Funds 10-12</b>	<b>3,625,511.00</b>	<b>1,718,990.63</b>	<b>193,553.52</b>	<b>1,712,966.85</b>
<b>Grand Total for Fund 20</b>	<b>3,203.00</b>	<b>3,552.12</b>	<b>0.00</b>	<b>-349.12</b>
<b>Grand Total for Fund 30</b>	<b>0.00</b>	<b>0.00</b>	<b>0.00</b>	<b>0.00</b>
<b>Grand Total for Funds 40-41</b>	<b>83,271.00</b>	<b>69,051.07</b>	<b>25,870.72</b>	<b>-11,650.79</b>
<b>Grand Total All</b>	<b>3,791,985.00</b>	<b>1,791,593.82</b>	<b>219,424.24</b>	<b>1,700,966.94</b>

**Parkway School District  
Consolidated Budget - Programs Recap Report**

Fiscal Year 2020 Through Period 7    Run Date: 02-07-2020 @ 08:31:42

	<b>Budget</b>	<b>Expended</b>	<b>Encumbrances</b>	<b>Unexpended</b>
<b>SPECIAL READING</b>	16,064.00	11,114.74	1,053.31	3,895.95
<b>COMM ARTS</b>	228,532.00	97,142.47	4,018.71	127,370.82
<b>MATHEMATICS</b>	88,228.00	41,158.08	8,168.04	38,901.88
<b>FINE ARTS</b>	397,680.00	217,953.82	48,341.92	131,384.26
<b>PHYSICAL EDUCATION</b>	63,882.00	35,933.94	3,300.43	24,647.63
<b>SCIENCE</b>	121,343.00	59,269.82	1,521.98	60,551.20
<b>SOCIAL STUDIES</b>	116,384.00	59,993.08	271.50	56,119.42
<b>INSTRUCTIONAL TECHNOLOGY</b>	105,887.00	54,215.97	4,378.64	47,292.39
<b>GUIDANCE</b>	30,128.00	13,740.42	0.00	16,387.58
<b>ART</b>	141,339.00	97,543.45	16,687.17	27,108.38
<b>BLDG ADMIN SERVICES</b>	2,153,307.00	967,306.66	98,639.44	1,087,360.90
<b>AUDIO VISUAL SERVICES</b>	8,890.00	3,649.17	196.73	5,044.10
<b>BUSINESS EDUCATION</b>	48,322.00	14,185.03	1,674.10	32,462.87
<b>MODERN CLASSICAL LANG</b>	49,254.00	32,690.75	423.20	16,140.05
<b>FAMILY AND CONSUMER SC</b>	73,412.00	27,550.91	1,069.76	44,791.33
<b>INDUSTRIAL ARTS</b>	55,023.00	19,979.60	16,103.35	18,940.05
<b>STUDENT BODY ACT</b>	247,949.00	140,110.78	45,104.65	62,733.57
<b>COOP VOC ED</b>	285,119.00	82,251.36	129,810.29	73,057.35
<b>UNIFIED STUDIES</b>	2,580.00	2,436.88	200.00	-56.88
<b>SPEECH</b>	24,613.00	10,741.72	11.90	13,859.38
<b>LIBRARY SVCS</b>	84,634.00	34,420.29	6,003.13	44,210.58
<b>HEALTH ED</b>	8,368.00	2,138.84	0.00	6,229.16
<b>EEE CAMP</b>	143,238.00	60,367.47	11,328.72	71,541.81
<b>GIFTED EDUCATION</b>	218,599.00	124,329.88	2,630.42	91,638.70
<b>DRUG FREE SCHOOL</b>	134,777.00	71,734.75	629.84	62,412.41
<b>SUB RELEASE DAYS</b>	1,000.00	0.00	0.00	1,000.00
<b>ADC</b>	764,833.00	461,197.54	280.13	303,355.33
<b>SUMMER SCHOOL</b>	1,509,408.00	107,090.30	0.00	1,402,317.70
<b>INSTRUCTIONAL STAFFING</b>	136,784,993.00	71,386,770.63	0.00	65,398,222.37
<b>BLDG LEVEL STAFFING</b>	17,079,372.00	9,961,526.73	0.00	7,117,845.27
<b>SPECIAL SERVICES</b>	411,258.00	198,087.99	420.80	212,749.21
<b>ESOL</b>	23,651.00	15,096.11	6,343.00	2,211.89
<b>ATHLETICS</b>	1,260,621.00	927,350.96	290,554.14	42,715.90
<b>ADULT BASIC EDUCATION</b>	1,698,775.00	829,254.70	21,358.58	848,161.72
<b>SWIM CLUB</b>	819,060.00	394,968.72	34,092.60	389,998.68
<b>EARLY CHILDHOOD</b>	1,786,490.00	1,007,379.83	5.13	779,105.04
<b>PRESCHOOLS</b>	2,351,726.00	1,355,615.08	39.53	996,071.39
<b>PARK ROCK COMM ED</b>	38,065.00	25,453.08	1,126.00	11,485.92

**Parkway School District  
Consolidated Budget - Programs Recap Report**

Fiscal Year 2020 Through Period 7    Run Date: 02-07-2020 @ 08:31:42

	<b>Budget</b>	<b>Expended</b>	<b>Encumbrances</b>	<b>Unexpended</b>
<b>STUDENT SERVICES</b>	137,614.00	122,023.21	0.00	15,590.79
<b>PUPIL PERSONNEL</b>	2,106,091.00	1,074,733.46	58,939.47	972,418.07
<b>HEALTH SERVICES</b>	2,928,845.00	1,521,767.23	30,161.90	1,376,915.87
<b>GUIDANCE AND COUNSELING</b>	214,773.00	117,269.95	16,202.58	81,300.47
<b>SEB SUPPORT</b>	25,871.00	16,800.89	204.55	8,865.56
<b>TEACH LEARN ACCOUNTABILITY</b>	4,276,338.00	2,267,222.42	97,249.37	1,911,866.21
<b>PROFESSIONAL LEARNING</b>	1,373,762.00	492,743.87	14,467.39	866,550.74
<b>READING DIAGNOSTICS</b>	255,699.00	103,343.70	2,790.00	149,565.30
<b>EVALUATION</b>	271,913.00	171,512.57	238.87	100,161.56
<b>INSTRUC TECH LIBRARY MEDIA</b>	1,168,077.00	717,062.62	25,359.46	425,654.92
<b>STUDENT ASSESSMENT</b>	352,396.00	125,335.99	66,995.00	160,065.01
<b>PROGRESS MONITORING</b>	537,174.00	157,800.62	0.00	379,373.38
<b>BOARD OF EDUCATION</b>	167,894.00	29,544.32	0.00	138,349.68
<b>SUPERINTENDENT</b>	502,126.00	279,854.41	0.00	222,271.59
<b>DISTRICT DUES</b>	164,700.00	133,139.61	0.00	31,560.39
<b>LEGAL SERVICES</b>	215,000.00	109,308.02	83,306.72	22,385.26
<b>DEPUTY SUPERINTENDENT</b>	410,479.00	187,552.81	5,293.40	217,632.79
<b>ASST SUPER OF STUDENT SERVICES</b>	368,545.00	158,832.32	4,607.13	205,105.55
<b>CHIEF FINANCIAL OFFICER</b>	326,659.00	197,470.53	350.00	128,838.47
<b>COMMUNICATIONS</b>	1,072,382.00	598,367.70	18,502.31	455,511.99
<b>SAFETY SECURITY</b>	1,425,675.00	618,134.61	400,304.76	407,235.63
<b>SPECIAL PROJECTS</b>	204,854.00	46,299.54	0.00	158,554.46
<b>FINANCE</b>	1,190,495.00	667,331.25	8,764.94	514,398.81
<b>INTERNAL EQUIP FIN</b>	756,807.00	260,715.18	286,697.38	209,394.44
<b>RISK MGMT</b>	2,347,095.00	1,950,745.77	53,635.06	342,714.17
<b>FOOD SERVICES</b>	7,056,226.00	3,840,337.13	1,303,658.92	1,912,229.95
<b>PURCHASING</b>	1,118,292.00	942,939.74	424.86	174,927.40
<b>PRINT SHOP</b>	33,465.00	19,006.16	3,118.59	11,340.25
<b>SCHOOL STORES</b>	394,840.00	187,219.94	79,567.66	128,052.40
<b>WAREHOUSE</b>	1,019,159.00	498,839.45	3,443.54	516,876.01
<b>MAILROOM</b>	92,600.00	42,403.49	2,456.41	47,740.10
<b>TECHNOLOGY</b>	7,317,565.00	4,547,053.40	294,008.33	2,476,503.27
<b>HUMAN RESOURCES</b>	1,195,151.00	668,432.89	12,635.98	514,082.13
<b>TRANSPORTATION</b>	7,645,861.00	4,641,305.45	295,124.17	2,709,431.38
<b>SSD TRANSPORTATION</b>	2,091,374.00	1,203,145.53	0.00	888,228.47
<b>STUDENTS IN TRANSITION</b>	1,300,000.00	559,779.85	680,200.64	60,019.51
<b>FACILITY OPERATIONS</b>	8,534,797.00	4,371,589.96	202,348.10	3,960,858.94
<b>FACILITY MAINTENANCE</b>	5,097,485.00	3,059,949.02	955,809.92	1,081,726.06

**Parkway School District  
Consolidated Budget - Programs Recap Report**

Fiscal Year 2020 Through Period 7    Run Date: 02-07-2020 @ 08:31:42

	<b>Budget</b>	<b>Expended</b>	<b>Encumbrances</b>	<b>Unexpended</b>
<b>GROUNDS MAINTENANCE</b>	2,099,060.00	996,957.31	453,839.96	648,262.73
<b>PLANNING</b>	1,844,472.00	576,255.30	256,508.96	1,011,707.74
<b>ENVIRONMENTAL SVCS</b>	739,728.00	245,949.18	60,469.68	433,309.14
<b>FACILITY MANAGEMENT</b>	936,054.00	311,761.80	264,863.93	359,428.27
<b>SUSTAINABILITY</b>	5,109,810.00	2,300,988.62	1,997,459.53	811,361.85
<b>REBATE PROJECTS</b>	374,159.00	141,304.60	128,378.61	104,475.79
<b>2014 BOND</b>	3,000,000.00	1,114,537.16	509,278.80	1,376,184.04
<b>2018 BOND</b>	35,000,000.00	12,058,326.39	18,322,230.93	4,619,442.68
<b>DEBT SERVICE</b>	50,474,423.00	4,535,431.93	3,311.00	45,935,680.07
<b>STATE GRANTS</b>	217,219.00	165,051.00	0.00	52,168.00
<b>FEDERAL GRANTS</b>	1,714,924.41	1,090,089.66	4,208.93	620,625.82
<b>LOCAL GRANTS</b>	120,991.69	69,183.95	0.00	51,807.74
<b>Grand Total for Funds 10-12</b>	<b>87,200,843.70</b>	<b>45,759,629.91</b>	<b>8,145,494.67</b>	<b>33,295,719.12</b>
<b>Grand Total for Fund 20</b>	<b>155,646,561.40</b>	<b>82,692,429.59</b>	<b>0.00</b>	<b>72,954,131.81</b>
<b>Grand Total for Fund 30</b>	<b>50,474,423.00</b>	<b>4,535,431.93</b>	<b>3,311.00</b>	<b>45,935,680.07</b>
<b>Grand Total for Funds 40-41</b>	<b>8,383,896.00</b>	<b>4,218,685.24</b>	<b>1,292,168.28</b>	<b>7,492,485.16</b>
<b>Grand Total All</b>	<b>336,705,724.10</b>	<b>149,264,503.06</b>	<b>27,763,204.88</b>	<b>159,678,016.16</b>

**Parkway School District  
Program Budget - Programs Recap Report**

Fiscal Year 2020 Through Period 7    Run Date: 02-07-2020 @ 08:32:48

	<b>Budget</b>	<b>Expended</b>	<b>Encumbrances</b>	<b>NKNOWN</b>	<b>Unexpended</b>
<b>SPECIAL READING</b>	5,770.00	2,977.81	730.00	0.00	2,062.19
<b>COMM ARTS</b>	148,220.00	47,216.58	1,962.70	0.00	99,040.72
<b>MATHEMATICS</b>	68,259.00	34,268.25	8,083.67	0.00	25,907.08
<b>FINE ARTS</b>	373,144.00	204,918.83	45,970.78	0.00	122,254.39
<b>PHYSICAL EDUCATION</b>	44,551.00	22,649.65	844.62	0.00	21,056.73
<b>SCIENCE</b>	108,226.00	54,021.76	1,521.98	0.00	52,682.26
<b>SOCIAL STUDIES</b>	96,090.00	33,035.58	0.00	0.00	63,054.42
<b>INSTRUCTIONAL TECHNOLOGY</b>	52,832.00	24,364.25	1,739.00	0.00	26,728.75
<b>GUIDANCE</b>	23,112.00	8,436.25	0.00	0.00	14,675.75
<b>ART</b>	90,789.00	56,974.53	15,241.40	0.00	18,573.07
<b>BLDG ADMIN SERVICES</b>	1,400,228.00	571,781.12	56,575.05	0.00	771,871.83
<b>AUDIO VISUAL SERVICES</b>	8,590.00	3,649.17	196.73	0.00	4,744.10
<b>BUSINESS EDUCATION</b>	48,322.00	14,185.03	1,674.10	0.00	32,462.87
<b>MODERN CLASSICAL LANG</b>	49,254.00	32,690.75	423.20	0.00	16,140.05
<b>FAMILY AND CONSUMER SC</b>	73,412.00	27,550.91	1,069.76	0.00	44,791.33
<b>INDUSTRIAL ARTS</b>	55,023.00	19,979.60	16,103.35	0.00	18,940.05
<b>STUDENT BODY ACT</b>	247,949.00	140,110.78	45,104.65	0.00	62,733.57
<b>COOP VOC ED</b>	285,119.00	82,251.36	129,810.29	0.00	73,057.35
<b>UNIFIED STUDIES</b>	2,580.00	2,436.88	200.00	0.00	-56.88
<b>SPEECH</b>	24,613.00	10,741.72	11.90	0.00	13,859.38
<b>LIBRARY SVCS</b>	63,196.00	27,061.30	1,600.31	0.00	34,534.39
<b>HEALTH ED</b>	7,351.00	1,976.40	0.00	0.00	5,374.60
<b>EEE CAMP</b>	143,238.00	60,367.47	11,328.72	0.00	71,541.81
<b>GIFTED EDUCATION</b>	209,819.00	118,530.79	2,247.42	0.00	89,040.79
<b>DRUG FREE SCHOOL</b>	134,777.00	71,734.75	629.84	0.00	62,412.41
<b>ADC</b>	0.00	48.00	0.00	0.00	-48.00
<b>SUMMER SCHOOL</b>	0.00	510.00	0.00	0.00	-510.00
<b>INSTRUCTIONAL STAFFING</b>	130,270,209.00	69,576,000.53	0.00	0.00	60,694,208.47
<b>BLDG LEVEL STAFFING</b>	16,570,109.00	9,700,226.22	0.00	0.00	6,869,882.78
<b>SPECIAL SERVICES</b>	7,547.00	5,355.12	267.80	0.00	1,924.08
<b>ESOL</b>	1,601.00	12,922.37	0.00	0.00	-11,321.37
<b>ATHLETICS</b>	76,169.00	329,444.58	11,692.00	0.00	-264,967.58
<b>PARK ROCK COMM ED</b>	0.00	10,731.18	1,126.00	0.00	-11,857.18
<b>PUPIL PERSONNEL</b>	565,730.00	309,825.19	0.00	0.00	255,904.81
<b>HEALTH SERVICES</b>	2,105,055.00	1,156,497.12	0.00	0.00	948,557.88
<b>GUIDANCE AND COUNSELING</b>	14,397.00	20,470.11	0.00	0.00	-6,073.11

**Parkway School District  
Program Budget - Programs Recap Report**

Fiscal Year 2020 Through Period 7    Run Date: 02-07-2020 @ 08:32:48

	<b>Budget</b>	<b>Expended</b>	<b>Encumbrances</b>	<b>NKNOWN</b>	<b>Unexpended</b>
<b>TEACH LEARN ACCOUNTABILITY</b>	0.00	371,310.84	56,866.99	0.00	-428,177.83
<b>PROFESSIONAL LEARNING</b>	0.00	70,168.40	0.00	0.00	-70,168.40
<b>READING DIAGNOSTICS</b>	0.00	4,228.45	0.00	0.00	-4,228.45
<b>INSTRUC TECH LIBRARY MEDIA</b>	0.00	227,145.15	22,417.84	0.00	-249,562.99
<b>STUDENT ASSESSMENT</b>	0.00	4,348.00	0.00	0.00	-4,348.00
<b>SAFETY SECURITY</b>	6,752.00	4,452.40	0.00	0.00	2,299.60
<b>FOOD SERVICES</b>	2,956,868.00	1,610,298.74	0.00	0.00	1,346,569.26
<b>SCHOOL STORES</b>	22,000.00	17,219.32	76,922.92	0.00	-72,142.24
<b>TECHNOLOGY</b>	1,262,135.00	1,484,999.29	39,470.11	0.00	-262,334.40
<b>FACILITY OPERATIONS</b>	6,284,342.00	3,171,416.26	0.00	0.00	3,112,925.74
<b>PLANNING</b>	0.00	1,740.40	8,250.00	0.00	-9,990.40
<b>SUSTAINABLITY</b>	0.00	1,892,088.83	54,810.00	0.00	-1,946,898.83
<b>2014 BOND</b>	0.00	179,278.46	216,060.19	0.00	-395,338.65
<b>2018 BOND</b>	0.00	7,001,332.06	7,846,102.40	0.00	-14,847,434.46
<b>FEDERAL GRANTS</b>	903,785.40	830,088.40	879.33	0.00	72,817.67
<b>LOCAL GRANTS</b>	0.00	239.40	0.00	0.00	-239.40
<b>Grand Total for Funds 10-12</b>	<b>25,253,431.00</b>	<b>16,475,966.98</b>	<b>580,380.20</b>	<b>0.00</b>	<b>8,197,083.82</b>
<b>Grand Total for Fund 20</b>	<b>139,493,178.40</b>	<b>75,586,020.54</b>	<b>0.00</b>	<b>0.00</b>	<b>63,907,157.86</b>
<b>Grand Total for Fund 30</b>	<b>0.00</b>	<b>0.00</b>	<b>0.00</b>	<b>0.00</b>	<b>0.00</b>
<b>Grand Total for Funds 40-41</b>	<b>64,554.00</b>	<b>602,976.76</b>	<b>251,452.45</b>	<b>0.00</b>	<b>-15,637,309.67</b>
<b>Grand Total All</b>	<b>164,811,163.40</b>	<b>99,666,296.34</b>	<b>8,677,935.05</b>	<b>0.00</b>	<b>56,466,932.01</b>



• **GLOSSARY**

ACCOUNTS PAYABLE - Unpaid amounts currently owed to vendors for goods and services provided.

ACCOUNTS RECEIVABLE - Revenues earned but not yet received by the District.

AMOUNT PROVIDED FOR BOND PRINCIPAL - Amount available to meet current and future bond payments.

AMOUNT TO BE PROVIDED FOR PRINCIPAL AND INTEREST - The amount of funds needed to repay remaining bonded indebtedness. This is a “memo type” entry and does not represent an actual accumulation of cash.

BONDS AND INTEREST PAYABLE - CURRENT - Amount of bond principal and interest payable in future years.

CONSTRUCTION IN PROGRESS - Amounts expended to date on construction projects not completed. When completed, this account is reduced by the total cost of the completed projects.

ENCUMBRANCES - Obligations in the form of purchase orders, contracts, salary commitments, etc. for which a budgeted appropriation has been made.

EQUITY IN GENERAL FIXED ASSETS - Represents the appropriation of funds over a number of years to acquire land, buildings / improvements, and equipment. It is an offset to the respective asset accounts.

FUND BALANCE - The excess of assets over liabilities, which represent the “net worth” of a fund.

FUNDS - The four basic funds and their purposes are:

Capital Projects (Building) - Only capital equipment and building additions / alterations can be charged to this fund. Primary sources of revenue are property / delinquent taxes, building leases, investment income and sale of bonds.

Debt Service - Bond principal, interest and fees associated with the issue and redemption of bonds are the only expenses chargeable to this fund. Primary sources of revenue are property / delinquent taxes and investment income.

General (Incidental) - Expenses not specifically chargeable to other funds are charged to this fund. Primary sources of revenue are property / delinquent taxes, sales tax, investment income, minimum guarantee, VST, textbook, transportation and food service.

Special Revenue (Teachers) - Only salaries for certificated personnel and the cost medical / dental / vision / life insurance can be charged to this fund. Primary sources of revenue are property / delinquent taxes, investment income, state utility tax, minimum guarantee and VST.

INVENTORIES - Value of consumables purchased for future use.

PREPAID EXPENSES - Services paid for in advance of use (e.g. insurance).

RESERVE - Portion of the fund balance which is segregated for a future use and, therefore, not available for future appropriation.

RESERVE FOR BUDGETED ENCUMBRANCE - Funds budgeted and encumbered but not yet spent.

RESTRICTED RESERVE - Balances in the General Fund or Capital Projects Fund restricted as to the use (e.g. future medical / dental benefits) or unspent bond issue funds.

UNREALIZED REVENUES - Revenues budgeted but not yet realized.

UNSPENT BUDGETED FUNDS - Funds budgeted but not expended or encumbered.



## FOR MONTH OF: JANUARY – FY20

Attached is a list (alphabetical by vendor) of purchase orders and order for payments \$500 to \$15,000 and \$15,000 + which the administration has approved in accordance with Policy #DJEBP

Reports per DIC.BP

**ORDER FOR PAYMENT**

**\$500 - \$15,000**

**JANUARY FY20**

<b>VENDOR NAME</b>	<b>OBJECT</b>	<b>DOCUMENT</b>	<b>AMOUNT</b>	<b>WARRANT</b>	<b>CHECK NO</b>	<b>INVOICE</b>
AGPARTS	6412	396316	\$ 787.25	REG	497175	1450598
AGPARTS	6412	394507	\$ 976.50	REG	496972	1447038
AMZN Mktp US*974C336	6431	398504	\$ 596.00		0	398504
AMZN Mktp US*974C336	6431	398504	\$ 596.00		0	398504
AMZN Mktp US*974C336	6431	398504	\$ 596.00		0	398504
AMZN Mktp US*974C336	6431	398504	\$ 596.00		0	398504
AMZN Mktp US*974C336	6431	398504	\$ 596.00		0	398504
AMZN Mktp US*974C336	6431	398504	\$ 596.05		0	398504
AMZN Mktp US*974C336	6431	398504	\$ 745.00		0	398504
AMZN Mktp US*974C336	6431	398504	\$ 745.00		0	398504
AMZN Mktp US*974C336	6431	398504	\$ 745.04		0	398504
AMZN Mktp US*974C336	6431	398504	\$ 894.00		0	398504
AMZN Mktp US*974C336	6431	398504	\$ 1,043.00		0	398504
ARTS LAWN MOWER SHOP	6411	394080	\$ 508.00	REG	496691	920529
AT&T MOBILITY	6361	398467	\$ 1,990.27		0	398467
AT&T MOBILITY	6361	398468	\$ 3,062.60		0	398468
BARROW, MARIANNE	6241	397052	\$ 948.50	REG	497358	PART B REIMB
BATTERIES PLUS BULBS	6411	394178	\$ 795.20	010920	5077	P22225026
BATTERIES PLUS BULBS	6411	397510	\$ 994.00	020620	5219	P23315109
BOBCAT OF ST LOUIS	6332	395102	\$ 986.07	011620	5124	W43870
CDW-G	6411	394110	\$ 664.95	REG	496711	VZC4392
CHARACTER.ORG	6319	397353	\$ 500.00		0	397353
CHICK-FIL-A #03780	6411	398477	\$ 634.35		0	398477
CHROMEBOOK SOLUTIONS	6412	396735	\$ 595.87	REG	497373	32653
CHROMEBOOK SOLUTIONS	6412	396553	\$ 729.90	REG	497373	32635
CITY OF BALLWIN	6362	394864	\$ 500.00	REG	496995	44
COMMERCIAL ELECTRIC	6411	397614	\$ 860.84	020620	5222	0289719-IN
D39C COLLABORATIVE	6319	393895	\$ 770.00	EARLY	496584	1025
DECA DISTRICT #8	6398	396330	\$ 570.00	EARLY	497292	01108045
DECA DISTRICT #8	6398	396737	\$ 960.00	EARLY	497292	01107046
DISNEY DESTINATIONS,	6398	397461	\$ 9,542.52		0	397461
EDVOTEK	6411	398428	\$ 767.80		0	398428
FBM-FOUNDATION BUILD	6411	394701	\$ 596.00	REG	497010	22451880-00
FCC*FRANKLINCYSEMIN	6319	398481	\$ 718.00		0	398481
FERGUSON-FLORISSANT	6398	398081	\$ 1,600.00		0	398081
FLEET FEET ST LOUIS	6391	397509	\$ 855.00	REG	497387	2019-231
FORMS FULFILLMENT CE	6411	397433	\$ 1,012.60		0	397433
FRENCH GERLEMAN ELEC	6411	397516	\$ 537.65	020620	5228	10432647-00
FROST ELECTRIC SUPPL	6411	394135	\$ 615.87	010920	5086	S4114642.001
FROST ELECTRIC SUPPL	6411	394134	\$ 890.49	010920	5086	S4120199.001
GENESIS BANQUET & CA	6411	396098	\$ 550.00	REG	497208	18282
GRAYBAR ELEC CO	6411	394179	\$ 716.22	REG	496754	9313144568
HAPPEL, DEBRA	6241	394940	\$ 948.50	REG	497022	PART B REIMB
HUANG, JUNE	5181	397086	\$ 666.33	EARLY	497524	REFUNDHUANG
IN *THE FRIENDLY CUP	6411	397985	\$ 580.00		0	397985
JOHNSTON, JOANN	6411	394210	\$ 900.00	EARLY	496635	JOHNSTON HAWAII12-19
LASTPASS.COM	6412	396712	\$ 795.54		0	396712
LEFT HAND PROMOTION	6411	394258	\$ 661.00	REG	496803	8016
LEVERENZ, FRANCES	6241	394941	\$ 864.50	REG	497039	PART B REIMB
LOWES #00907*	6411	398427	\$ 648.00		0	398427
LUME INSTITUTE, LLC	6312	394765	\$ 1,134.00	REG	497043	E20394
MARCUS CHESTERFIELD	6398	398074	\$ 1,228.50		0	398074
MARCUS CHESTERFIELD	6398	398073	\$ 1,365.00		0	398073
MEARS TRANSPORTATION	6398	397600	\$ 572.00	EARLY	497311	611075

VENDOR NAME	OBJECT	DOCUMENT	AMOUNT	WARRANT	CHECK NO	INVOICE
MHR MARQUIS CHICAGO	6343	398384	\$ 774.88		0	398384
MISSOURI HOSA	6371	398097	\$ 585.00	EARLY	497513	99437175
MJP PROMOTIONS LLC	6411	396289	\$ 571.14	REG	497422	5657
ML SOUND LLC	6391	394129	\$ 800.00	REG	497052	1069
MO DMV	6349	398004	\$ 3,473.28		0	21490270
MPGTANDEM	6411	398497	\$ 540.00		0	398497
NASSP	6371	397967	\$ 519.00		0	397967
NEWS EXPOSURE LLC	6319	394161	\$ 900.00	EARLY	496628	101576
NORMAN LUMBER	6411	394159	\$ 968.40	REG	496835	1911-0130
NOTHING BUNDT CAKES	6411	397977	\$ 533.75		0	397977
OFFICE ESSENTIALS IN	6411	394085	\$ 894.44	REG	496841	CIV1085184
PARKWAY SCHOOL DISTR	6411	396342	\$ 759.56	REG	497435	FALL CONC.-FOOTBALL
PARKWAY SOUTH PTO	6411	396345	\$ 557.29	REG	497437	PALS 2022-CONCESSION
PARKWAY SOUTH PTO	6411	396346	\$ 578.78	REG	497438	PALS 2020-CONCESSION
PJ PRINTING	6411	394141	\$ 760.00	010920	5102	10123974
PJ PRINTING	6411	395612	\$ 780.00	012320	5175	10123825
PORTERS FRIED CHICKE	6411	397348	\$ 599.90		0	096397
PRIMARY SYSTEMS	6411	395109	\$ 708.57	REG	497070	8082
QDOBA	6411	397998	\$ 635.00		0	397998
READY READERS	6411	394653	\$ 686.80	REG	497249	RR686.80
ROBBIE GS PLAY PLACE	6411	398007	\$ 649.35		0	398007
ROBERT BROOKE & ASSO	6411	396429	\$ 534.50	REG	497447	208006
ROLLIE JOHNSON INC	6411	394160	\$ 640.50	REG	496860	006632
SAMS CLUB #8182	6411	397453	\$ 717.75		0	397453
SECURITY EQUIPMENT S	6411	394173	\$ 865.35	REG	496871	G51818
SHOW-ME STATE GAMES	6319	396719	\$ 558.00		0	12.14.19 REG
SIGLER, IDA	6241	396263	\$ 913.50	REG	497254	2019 PARTB REIMBURE
SITEONE LANDSCAPE SU	6411	394174	\$ 915.00	REG	496877	95160265-001
SPITZER, DEBORAH	6241	395093	\$ 952.00	EARLY	496962	PART B REIMBURSEMENT
SPORTS SCHEDULING SR	6319	396283	\$ 632.50	EARLY	497156	1891
SPORTSPRINT INC	6411	397023	\$ 848.00	013020	5210	358429
ST LOUIS SCIENCE CTR	6398	398011	\$ 588.00		0	398011
TALAYNA'S	6411	397347	\$ 575.40		0	483721-1
TAYLOR, MERLIN	6241	396266	\$ 948.50	REG	497263	2019 PARTB REIMBURSE
TRINITY CHRISTIAN RE	6391	395644	\$ 568.75	REG	497092	155
US GREEN BUILDING CO	6312	397349	\$ 550.00		0	T7NYXYVXNS4
VAZQUEZ, CARLOS	6411	394209	\$ 900.00	EARLY	496639	VAZQUEZ-HAWAII12-18-
WAGNER PORTRAIT GROU	6411	395627	\$ 721.50	REG	497098	190964YBD
WEBSTAIRANT STORE	6411	397344	\$ 1,064.08		0	46835439
WEST ST.LOUIS COUNTY	6371	396707	\$ 520.00		0	396707
WILLIAMS, STANLEY	6241	395095	\$ 948.50	EARLY	496968	PART B REIMBURSEMENT
WINNING STREAK	6411	395136	\$ 504.00	011620	5158	139134
WORTHINGTON DIRECT	6411	397373	\$ 774.32		0	397373
		<b>TOTAL:</b>	<b>\$ 87,863.20</b>			

## PURCHASE ORDERS

\$500 - \$15,000

JANUARY FY20

PO#	Vendor Name	PO Date	Order Amount	Balance	Status	1st GL Account
97200096	AFFTON AUTO RADIATOR	01/22/2020	\$ 6,500.00	\$ 5,428.16	8 - Printed	10.2552.512.0080.633
50200096	ALL STAR DISTRIBUTING, INC.	01/27/2020	\$ 203.36	\$ 203.36	8 - Printed	10.2411.111.1050.641
32200006	AMERICAN APPLIANCE SERVICE	01/15/2020	\$ 214.00	\$ 214.00	8 - Printed	10.2134.303.0075.633
58200195	ANTHEM SPORTS	01/21/2020	\$ 1,393.72	\$ 1,393.72	8 - Printed	40.1421.117.1090.654
63200233	APPLE INC.	01/09/2020	\$ 299.00	\$ -	0 - Closed	10.1111.108.4190.641
63200228	APPLE INC.	01/07/2020	\$ 1,196.00	\$ -	0 - Closed	10.1111.108.4120.641
63200250	APPLE INC.	01/24/2020	\$ 8,515.00	\$ 8,515.00	8 - Printed	40.1151.510.1080.654
91200003	ARCH ENGRAVING INC	01/14/2020	\$ 25.00	\$ -	0 - Closed	10.1251.150.0075.641
63200244	ASSETGENIE, INC.	01/22/2020	\$ 3,527.00	\$ 2,348.50	8 - Printed	10.0000.000.0000.161
63200249	ASSETGENIE, INC.	01/24/2020	\$ 4,122.50	\$ -	0 - Closed	10.0000.000.0000.161
63200222	ASSETGENIE, INC.	01/06/2020	\$ 6,477.25	\$ -	0 - Closed	10.0000.000.0000.161
63200238	ASSETGENIE, INC.	01/21/2020	\$ 8,567.50	\$ -	0 - Closed	10.0000.000.0000.161
63200227	B & H PHOTO & ELECTRONICS	01/07/2020	\$ 444.24	\$ -	0 - Closed	10.2521.503.0070.633
63200239	B & H PHOTO & ELECTRONICS	01/21/2020	\$ 3,272.61	\$ 3,272.61	8 - Printed	10.2134.303.0075.641
58200201	BANDEMER MARKETING, INC	01/29/2020	\$ 10,000.00	\$ 10,000.00	8 - Printed	11.1411.900.1090.641
91200004	BARNARD STAMP CO	01/14/2020	\$ 56.55	\$ -	0 - Closed	10.1251.150.0075.641
54200172	BARNES & NOBLE BOOKSELLERS	01/29/2020	\$ 500.00	\$ 500.00	8 - Printed	10.2222.122.1080.644
62200268	BARTON, SUSAN	01/29/2020	\$ 2,790.00	\$ 2,790.00	8 - Printed	10.1251.353.0075.641
56200187	BEYERS LUMBER CO	01/22/2020	\$ 576.45	\$ -	0 - Closed	10.1361.116.1075.641
63200224	BIRKEL ELECTRIC	01/06/2020	\$ 14,300.00	\$ 14,300.00	8 - Printed	10.2331.510.0070.636
59200005	BLICK ART MATERIALS	01/29/2020	\$ 102.00	\$ 102.00	8 - Printed	10.1151.110.0059.641
23200028	BLICK ART MATERIALS	01/30/2020	\$ 112.54	\$ 112.54	8 - Printed	10.1111.110.4190.641
2200069	BLICK ART MATERIALS	01/31/2020	\$ 242.02	\$ 242.02	8 - Printed	10.1111.110.4040.641
56200188	BLICK ART MATERIALS	01/22/2020	\$ 781.63	\$ 781.63	8 - Printed	10.1151.110.1075.641
58200192	BLICK ART MATERIALS	01/14/2020	\$ 893.56	\$ 13.24	8 - Printed	10.1151.110.1090.641
11200018	BOOKSOURCE INC	01/29/2020	\$ 184.56	\$ 184.56	8 - Printed	10.1111.101.4180.643
97200099	BROADWAY TRUCK CENTERS INC	01/24/2020	\$ 10,000.00	\$ 3,770.47	8 - Printed	10.2552.512.0080.641
85200351	BROCK HOLDINGS III, INC.	01/31/2020	\$ 1,650.00	\$ -	0 - Closed	10.2542.554.0085.631
48200129	BROCK HOLDINGS III, INC.	01/24/2020	\$ 14,504.00	\$ 14,504.00	8 - Printed	48.4051.618.3060.652
85200337	BUCKEYE CLEANING CENTER INC.	01/24/2020	\$ 3,136.00	\$ 3,136.00	8 - Printed	10.2542.551.0085.641
56200185	CAROLINA BIOLOGICAL SUPPLY	01/22/2020	\$ 37.90	\$ 37.90	8 - Printed	10.1151.106.1075.641
54200164	CAROLINA BIOLOGICAL SUPPLY	01/13/2020	\$ 332.50	\$ -	0 - Closed	10.1151.106.1080.641
58200199	CASUAL TEES	01/28/2020	\$ 213.00	\$ 213.00	8 - Printed	11.1411.900.1090.641
58200191	CASUAL TEES	01/14/2020	\$ 385.00	\$ 385.00	8 - Printed	11.1411.900.1090.641
56200193	CASUAL TEES	01/28/2020	\$ 440.00	\$ 440.00	8 - Printed	10.2411.111.1075.641
56200192	CASUAL TEES	01/27/2020	\$ 508.00	\$ 508.00	8 - Printed	11.1411.900.1075.641
63200236	CDW-G	01/14/2020	\$ 62.54	\$ -	0 - Closed	10.2331.510.0070.641
62200266	CDW-G	01/29/2020	\$ 423.20	\$ 423.20	8 - Printed	10.1131.114.3020.641
63200237	CDW-G	01/21/2020	\$ 694.74	\$ -	0 - Closed	10.2521.507.0070.641
63200235	CDW-G	01/13/2020	\$ 985.43	\$ -	0 - Closed	10.1131.108.3000.641
63200258	CDW-G	01/31/2020	\$ 985.43	\$ 985.43	8 - Printed	10.2552.512.0080.641
62200253	CENTER FOR RESPONSIVE SCHOOLS, INC	01/07/2020	\$ 2,400.00	\$ -	0 - Closed	10.3711.805.0075.631
66200003	CENVEO WORLDWIDE LIMITED	01/15/2020	\$ 7,718.61	\$ -	0 - Closed	10.1191.151.0075.636
56200183	CHANEY ELECTRONICS, INC	01/21/2020	\$ 41.15	\$ -	0 - Closed	10.1361.116.1075.641
85200346	CI SELECT	01/29/2020	\$ 2,313.00	\$ 2,313.00	8 - Printed	10.2542.552.0085.641
56200186	CITY OF KIRKWOOD, MISSOURI	01/22/2020	\$ 575.00	\$ -	0 - Closed	11.1411.900.1075.633
62200267	CLASSROOM HEALTH RESOURCES	01/29/2020	\$ 8,291.92	\$ 8,291.92	8 - Printed	10.1131.351.3000.643
92200021	COABE 2008	01/28/2020	\$ 3,330.00	\$ 3,330.00	8 - Printed	10.1614.205.0075.631

85200350	COMMERCIAL ELECTRIC MOTOR SER	01/31/2020	\$ 2,142.77	\$ 2,142.77	8 - Printed	10.2542.552.0085.633
21200028	COMMITTEE FOR CHILDREN	01/14/2020	\$ 2,529.00	\$ 2,529.00	8 - Printed	10.1111.111.4035.641
<b>PO#</b>	<b>Vendor Name</b>	<b>PO Date</b>	<b>Order Amount</b>	<b>Balance</b>	<b>Status</b>	<b>1st GL Account</b>
65200030	COMMITTEE FOR CHILDREN	01/27/2020	\$ 14,397.00	\$ 14,397.00	8 - Printed	10.2122.304.0075.641
46200041	COMPUTER INFORMATION CONCEPTS	01/27/2020	\$ 600.00	\$ 600.00	8 - Printed	10.2411.111.3000.631
58200200	COMPUTER INFORMATION CONCEPTS	01/29/2020	\$ 1,800.00	\$ 1,800.00	8 - Printed	10.2213.111.1090.631
58200189	COUNTER VENTURES	01/10/2020	\$ 4,344.95	\$ 4,344.95	8 - Printed	11.1411.900.1090.641
1200035	CREATIVE AUDIO VIDEO & AUTOMATION, LLC	01/29/2020	\$ 2,407.45	\$ 2,407.45	8 - Printed	11.1111.900.4020.641
50200094	DASA-DISABLED ATHLETE SPORTS ASSOCIATION	01/24/2020	\$ 1,274.00	\$ -	0 - Closed	11.1411.900.1050.641
63200242	DELL MARKETING EDUCATIONAL SALES	01/22/2020	\$ 1,768.48	\$ 1,768.48	8 - Printed	40.2331.510.0070.654
8200028	DEMCO INC	01/31/2020	\$ 42.94	\$ 42.94	8 - Printed	10.1111.102.4100.641
85200336	DUTCH HOLLOW SERVICES & SUPPLIES INC.	01/24/2020	\$ 3,499.92	\$ 3,499.92	8 - Printed	10.2542.551.0085.641
62200254	EL DORADO TRADING GROUP, INC	01/08/2020	\$ 7,972.10	\$ 7,972.10	8 - Printed	10.1151.351.1075.641
85200347	ELECTRICAL BOARD OF MO & IL	01/29/2020	\$ 230.00	\$ -	0 - Closed	10.2542.552.0085.631
85200349	ELECTRICAL BOARD OF MO & IL	01/30/2020	\$ 340.00	\$ 340.00	8 - Printed	10.2542.552.0085.631
94200010	ELLIOTT DATA SYSTEMS MIDWEST,	01/22/2020	\$ 3,000.00	\$ 2,906.00	8 - Printed	10.2546.410.0085.641
85200333	ENERGY PETROLEUM COMPANY	01/10/2020	\$ 2,561.39	\$ -	0 - Closed	10.2541.556.0085.648
85200345	ENERGY PETROLEUM COMPANY	01/28/2020	\$ 3,349.44	\$ -	0 - Closed	10.2541.556.0085.648
85200335	ENERGY PETROLEUM COMPANY	01/22/2020	\$ 4,686.81	\$ -	0 - Closed	10.2541.556.0085.648
54200157	EVANGELICAL CHILDREN'S HOME	01/06/2020	\$ 1,500.00	\$ -	0 - Closed	11.3911.900.1080.639
40200020	FESTIVALS OF MUSIC	01/13/2020	\$ 3,000.00	\$ 2,900.00	8 - Printed	11.1411.900.3020.639
41200018	FIRST EVANGELICAL FREE CHURCH	01/24/2020	\$ 1,240.00	\$ 1,240.00	8 - Printed	11.1411.900.3060.633
58200194	FISHER ATHLETIC EQUIPMENT INC	01/21/2020	\$ 3,036.00	\$ 3,036.00	8 - Printed	41.1411.900.1090.654
54200165	FLINN SCIENTIFIC INC	01/13/2020	\$ 86.36	\$ -	0 - Closed	10.1151.106.1080.641
54200160	FLINN SCIENTIFIC INC	01/09/2020	\$ 164.79	\$ 164.79	8 - Printed	10.1151.106.1080.641
56200180	FOLLETT SCHOOL SOLUTIONS, INC	01/09/2020	\$ 135.00	\$ -	0 - Closed	11.1411.900.1075.643
83200123	FOLLETT SCHOOL SOLUTIONS, INC	01/29/2020	\$ 410.72	\$ 410.72	8 - Printed	10.2222.355.1075.641
9200025	FOLLETT SCHOOL SOLUTIONS, INC	01/09/2020	\$ 902.82	\$ 902.82	8 - Printed	10.2222.122.4060.644
83200119	FOLLETT SCHOOL SOLUTIONS, INC	01/15/2020	\$ 1,043.32	\$ 1,043.32	8 - Printed	10.2222.355.4235.644
62200256	FOLLETT SCHOOL SOLUTIONS, INC	01/15/2020	\$ 1,182.58	\$ 1,182.58	8 - Printed	10.1131.351.3040.643
62200257	FOLLETT SCHOOL SOLUTIONS, INC	01/15/2020	\$ 1,575.38	\$ 1,575.38	8 - Printed	10.1131.351.3040.643
62200258	FOLLETT SCHOOL SOLUTIONS, INC	01/15/2020	\$ 1,924.44	\$ 1,924.44	8 - Printed	10.1131.351.3040.643
83200120	FOLLETT SCHOOL SOLUTIONS, INC	01/15/2020	\$ 2,223.51	\$ 2,223.51	8 - Printed	10.2222.355.4260.644

23200027	FOLLETT SCHOOL SOLUTIONS, INC	01/29/2020	\$ 3,500.00	\$ 3,500.00	8 - Printed	10.2222.122.4190.644
56200194	GENAMERICA UNITED CORP	01/29/2020	\$ 646.05	\$ 646.05	8 - Printed	10.1151.110.1075.641
1200032	GRACENOTES LLC	01/07/2020	\$ 34.99	\$ -	0 - Closed	10.1111.104.4020.641
<b>PO#</b>	<b>Vendor Name</b>	<b>PO Date</b>	<b>Order Amount</b>	<b>Balance</b>	<b>Status</b>	<b>1st GL Account</b>
2200066	GRAINGER - BATTERIES	01/07/2020	\$ 84.00	\$ -	0 - Closed	10.2222.122.4040.641
63200240	GRAYBAR ELEC CO	01/21/2020	\$ 288.80	\$ -	0 - Closed	10.2331.510.0070.641
63200229	GRAYBAR ELEC CO	01/07/2020	\$ 2,618.41	\$ -	0 - Closed	40.2331.510.0070.654
41200017	GREATER ST.LOUIS HONOR FLIGHT	01/24/2020	\$ 4,194.81	\$ -	0 - Closed	11.1411.900.3060.641
35200008	HANDTRUCKS2GO LLC	01/06/2020	\$ 2,799.99	\$ -	0 - Closed	40.2573.508.0085.654
62200261	HEINEMANN	01/24/2020	\$ 1,155.00	\$ 1,155.00	8 - Printed	10.1131.351.0075.643
62200262	HEINEMANN	01/24/2020	\$ 1,532.86	\$ 1,532.86	8 - Printed	10.1131.102.0075.641
63200225	HELP/SYSTEMS LLC	01/06/2020	\$ 2,172.74	\$ -	0 - Closed	10.2331.510.0070.641
63200230	HEWLETT-PACKARD	01/07/2020	\$ 616.71	\$ -	0 - Closed	10.2643.511.0070.641
63200251	HEWLETT-PACKARD	01/24/2020	\$ 1,950.00	\$ 1,950.00	8 - Printed	10.2521.507.0070.641
63200234	HEWLETT-PACKARD	01/10/2020	\$ 4,078.55	\$ -	0 - Closed	10.1151.510.1075.641
85200329	HUGHES MACHINERY COMPANY	01/07/2020	\$ 10,833.80	\$ 10,833.80	8 - Printed	10.2542.552.0085.641
18200008	INTER-STATE STUDIO & PUBLISHING CO	01/29/2020	\$ 1,200.00	\$ 1,200.00	8 - Printed	11.1411.900.4235.641
63200231	IPEVO	01/07/2020	\$ 99.00	\$ 99.00	8 - Printed	10.1111.108.4245.641
63200254	IPEVO	01/27/2020	\$ 99.00	\$ 99.00	8 - Printed	10.1111.108.4245.641
63200252	IPEVO	01/24/2020	\$ 199.00	\$ 199.00	8 - Printed	10.1131.103.3060.641
46200043	J COLE INC.	01/29/2020	\$ 1,384.00	\$ -	0 - Closed	11.1131.900.3000.641
45200038	J COLE INC.	01/21/2020	\$ 3,200.00	\$ 3,200.00	8 - Printed	11.1131.900.3040.633
54200166	JENKINS, ANN	01/13/2020	\$ 400.00	\$ 400.00	8 - Printed	11.1421.900.1080.641
56200190	JOSTENS INC	01/22/2020	\$ 732.00	\$ 732.00	8 - Printed	11.1411.900.1075.641
63200257	JOURNEY EDUCATION MARKETING	01/29/2020	\$ 189.80	\$ 189.80	8 - Printed	10.3911.129.0075.641
63200226	JOURNEY EDUCATION MARKETING	01/06/2020	\$ 2,406.14	\$ -	0 - Closed	10.2331.510.0070.641
20200044	KANSAS CITY AUDIO-VISUAL	01/27/2020	\$ 103.49	\$ 103.49	8 - Printed	10.2411.111.4245.641
73200059	KELLY PRESS	01/10/2020	\$ 125.00	\$ -	0 - Closed	11.1421.900.0070.641
73200055	KELLY PRESS	01/07/2020	\$ 750.00	\$ -	0 - Closed	11.1421.900.0070.641
73200058	KELLY PRESS	01/10/2020	\$ 750.00	\$ -	0 - Closed	11.1421.900.0070.641
73200057	KELLY PRESS	01/07/2020	\$ 1,500.00	\$ -	0 - Closed	11.1421.900.0070.641
73200056	KELLY PRESS	01/07/2020	\$ 6,000.00	\$ -	0 - Closed	11.1421.900.0070.641
56200184	KELVIN	01/21/2020	\$ 314.75	\$ -	0 - Closed	10.1361.116.1075.641
58200196	KRUEGER POTTERY	01/21/2020	\$ 3,000.00	\$ 3,000.00	8 - Printed	10.1151.110.1090.641
48200131	KRUEGER POTTERY	01/31/2020	\$ 3,223.46	\$ 3,223.46	8 - Printed	48.4051.618.0075.652
17200038	LAKESHORE LEARNING MATERIALS	01/27/2020	\$ 573.50	\$ 573.50	8 - Printed	11.1411.900.4110.641
17200040	LITERACY RESOURCES, INC	01/29/2020	\$ 91.99	\$ 91.99	8 - Printed	10.1111.101.4110.641
62200251	LOGAN UNIVERSITY COLLEGE OF CHIROPRACTIC	01/06/2020	\$ 2,200.00	\$ -	0 - Closed	10.1151.104.1050.633
97200100	LOWE AUTOMOTIVE	01/24/2020	\$ 10,000.00	\$ 1,915.85	8 - Printed	10.2552.512.0080.641
62200255	MACMILLAN HOLDINGS, LLC	01/08/2020	\$ 2,473.25	\$ 2,473.25	8 - Printed	10.1151.351.1090.643
40200023	MAKERBOT INDUSTRIES	01/14/2020	\$ 2,022.63	\$ -	0 - Closed	40.1131.111.3020.654
40200019	MAKERBOT INDUSTRIES	01/06/2020	\$ 2,022.63	\$ -	0 - Closed	40.1131.111.3020.654
54200158	MAPLEWOOD BICYCLE	01/06/2020	\$ 3,397.14	\$ -	0 - Closed	10.1151.105.1080.633
58200190	MARQUE INTERNATIONAL INC.	01/10/2020	\$ 3,050.00	\$ 3,050.00	8 - Printed	40.2411.111.1090.654
58200202	M-F ATHLETIC CO	01/29/2020	\$ 519.95	\$ 519.95	8 - Printed	10.1421.117.1090.641
97200088	MIDWEST BUS SALES INC	01/07/2020	\$ 6,900.00	\$ 5,750.00	8 - Printed	10.2552.512.0080.641
85200340	MIRACLE RECREATION EQUIPMENT	01/24/2020	\$ 1,490.00	\$ 1,490.00	8 - Printed	10.2543.553.0085.641
85200339	MIRACLE RECREATION EQUIPMENT	01/24/2020	\$ 10,097.56	\$ 10,097.56	8 - Printed	10.2543.553.0085.641
71200009	MODERN LITHO INC	01/07/2020	\$ 1,500.00	\$ 272.00	8 - Printed	10.2322.409.0070.636



PO#	Vendor Name	PO Date	Order Amount	Balance	Status	1st GL Account
40200024	MUSIC IN THE PARKS	01/29/2020	\$ 1,500.00	\$ 1,400.00	8 - Printed	11.1411.900.3020.639
40200025	MUSIC IN THE PARKS	01/29/2020	\$ 2,600.00	\$ 2,300.00	8 - Printed	11.1411.900.3020.639
46200042	MUSIC IN THE PARKS	01/29/2020	\$ 2,843.00	\$ -	0 - Closed	11.1131.900.3000.639
8200026	MUSIC IS ELEMENTARY	01/13/2020	\$ 276.00	\$ -	0 - Closed	11.1111.900.4100.639
97200091	MYBRANDPROMO INC	01/10/2020	\$ 2,500.00	\$ 702.30	8 - Printed	11.1411.900.0080.641
74200012	NATL BOARD/PROF TEACH STANDARD	01/08/2020	\$ 475.00	\$ -	0 - Closed	10.2213.352.1080.631
74200013	NATL BOARD/PROF TEACH STANDARD	01/15/2020	\$ 625.00	\$ -	0 - Closed	10.2213.352.4160.631
85200331	NEGWER MATERIALS INC.	01/08/2020	\$ 3,450.00	\$ 3,450.00	8 - Printed	10.2542.552.0085.641
92200022	NEW READERS PRESS	01/29/2020	\$ 196.00	\$ 196.00	8 - Printed	10.1614.205.0075.643
68200010	NICOLETTI, CRAIG	01/29/2020	\$ 1,874.73	\$ -	0 - Closed	10.3711.805.0075.631
68200009	OFFICE ESSENTIALS INCORPORATED	01/29/2020	\$ 198.06	\$ -	0 - Closed	10.1211.127.0075.641
91200005	OFFICE ESSENTIALS INCORPORATED	01/14/2020	\$ 225.97	\$ 225.97	8 - Printed	10.1251.150.0075.641
48200122	OFFICE ESSENTIALS INCORPORATED	01/15/2020	\$ 289.37	\$ 289.37	8 - Printed	48.4051.618.3060.652
40200021	OFFICE ESSENTIALS INCORPORATED	01/13/2020	\$ 318.17	\$ 318.17	8 - Printed	10.2411.111.3020.641
58200187	OFFICE ESSENTIALS INCORPORATED	01/09/2020	\$ 341.40	\$ 341.40	8 - Printed	10.2411.111.1090.641
10200037	OFFICE ESSENTIALS INCORPORATED	01/07/2020	\$ 500.00	\$ 7.43	8 - Printed	10.2411.111.4200.641
15200029	OFFICE ESSENTIALS INCORPORATED	01/21/2020	\$ 520.00	\$ 208.43	8 - Printed	10.1111.111.4030.641
23200024	OFFICE ESSENTIALS INCORPORATED	01/09/2020	\$ 600.80	\$ -	0 - Closed	10.1111.111.4190.641
58200203	OFFICE ESSENTIALS INCORPORATED	01/29/2020	\$ 943.86	\$ 943.86	8 - Printed	10.1321.113.1090.641
2200067	OFFICE ESSENTIALS INCORPORATED	01/21/2020	\$ 1,500.00	\$ 1,500.00	8 - Printed	10.2411.111.4040.641
19200021	OFFICE ESSENTIALS INCORPORATED	01/07/2020	\$ 2,000.00	\$ 1,523.55	8 - Printed	10.2411.111.4260.641
56200189	OFFICE ESSENTIALS INCORPORATED	01/22/2020	\$ 3,220.51	\$ 3,220.51	8 - Printed	10.2411.111.1075.641
11200019	OFFICE ESSENTIALS INCORPORATED	01/29/2020	\$ 5,000.00	\$ 3,697.93	8 - Printed	10.2411.111.4180.641
63200245	OFFICE ESSENTIALS INCORPORATED	01/22/2020	\$ 8,795.75	\$ 8,795.75	8 - Printed	10.1321.510.1080.641
48200125	OFFICE ESSENTIALS INCORPORATED	01/22/2020	\$ 13,018.25	\$ 13,018.25	8 - Printed	48.4051.618.0075.652
45200037	OFFICE ESSENTIALS INCORPORATED	01/14/2020	\$ 14,223.94	\$ 14,223.94	8 - Printed	10.1131.111.3040.641
75200042	OFFICE OF THE MISSOURI STATE TREASURER	01/24/2020	\$ 8,238.89	\$ -	0 - Closed	10.0000.000.0000.210
75200033	OLDWAYS PRESERVATION & EXCHANGE TRUST	01/07/2020	\$ 5,000.00	\$ 5,000.00	8 - Printed	11.2511.900.0075.641
97200090	O'REILLY AUTOMOTIVE STORES, INC	01/10/2020	\$ 1,500.00	\$ 1,500.00	8 - Printed	10.2552.512.0080.641
58200204	ORLANDO'S	01/29/2020	\$ 7,100.00	\$ -	0 - Closed	11.1411.900.1090.639
2200068	OUR LITTLE HAVEN	01/21/2020	\$ 289.84	\$ -	0 - Closed	11.1411.900.4040.641
83200122	OVERDRIVE INC.	01/24/2020	\$ 2,665.56	\$ -	0 - Closed	10.2222.355.0075.641
11200017	PALOS SPORTS	01/08/2020	\$ 246.99	\$ -	0 - Closed	10.1111.105.4180.641
54200162	PARTIES AND PROPS EVENTS PRODUCTION GROUP	01/09/2020	\$ 6,000.00	\$ 6,000.00	8 - Printed	11.1411.900.1080.639
21200030	PIXEL PRESS TECHNOLOGY LLC	01/28/2020	\$ 125.00	\$ 125.00	8 - Printed	10.1211.127.4035.641
23200025	PLANK ROAD PUBLISHING INC	01/10/2020	\$ 214.28	\$ 214.28	8 - Printed	10.1111.104.4190.641

81200042	POLYFIRST PACKAGING	01/10/2020	\$	11,000.00	\$	11,000.00	8 - Printed	10.2561.504.0085.641
81200043	PROFESSIONAL KITCHEN SOLUTIONS INC	01/14/2020	\$	2,645.00	\$	2,645.00	8 - Printed	40.2561.504.0085.654
PO#	Vendor Name	PO Date		Order Amount		Balance	Status	1st GL Account
48200127	PROFESSIONAL SERVICE INDUSTRIES	01/22/2020	\$	5,965.00	\$	5,965.00	8 - Printed	48.4031.618.3060.652
63200255	PROVANTAGE LLC	01/27/2020	\$	3,275.00	\$	3,275.00	8 - Printed	10.1151.510.1050.641
97200098	RABEN TIRE CO. LLC	01/22/2020	\$	14,000.00	\$	-	0 - Closed	10.2552.512.0080.633
63200253	RADIO COMM CO. WASHINGTON	01/24/2020	\$	401.00	\$	401.00	8 - Printed	10.2411.111.1075.641
63200246	RADIO COMM CO. WASHINGTON	01/22/2020	\$	1,183.25	\$	1,183.25	8 - Printed	10.2331.510.0070.641
10200038	REALLY GOOD STUFF	01/24/2020	\$	33.62	\$	33.62	8 - Printed	11.1411.900.4200.641
15200030	REALLY GOOD STUFF	01/21/2020	\$	219.95	\$	-	0 - Closed	10.1111.111.4030.641
62200264	REV ROBOTICS LLC	01/24/2020	\$	2,474.28	\$	199.43	8 - Printed	10.1371.805.1090.641
63200232	RIVS.COM, INC.	01/07/2020	\$	9,922.50	\$	-	0 - Closed	10.2331.510.0070.641
63200248	ROTH, WILLIAM J.	01/22/2020	\$	1,298.00	\$	1,298.00	8 - Printed	40.2331.510.0070.654
97200097	RUSH TRUCK CENTERS OF MISSOURI INC.	01/22/2020	\$	14,500.00	\$	1,637.52	8 - Printed	10.2552.512.0080.641
62200269	RYAN, GARY	01/29/2020	\$	1,944.73	\$	-	0 - Closed	10.3711.805.0075.631
85200341	SCHILLER'S IMAGING CO.	01/24/2020	\$	565.00	\$	565.00	8 - Printed	10.1111.108.4120.641
43200029	SCHOLASTIC 3725	01/21/2020	\$	1,500.00	\$	1,500.00	8 - Printed	11.1411.900.3080.641
83200121	SCHOLASTIC 3725	01/24/2020	\$	2,966.70	\$	2,966.70	8 - Printed	10.2222.355.3020.645
5200026	SCHOOL MATE	01/10/2020	\$	290.00	\$	-	0 - Closed	10.1111.111.4160.641
54200168	SCHOOL PRIDE LIMITED	01/14/2020	\$	350.00	\$	350.00	8 - Printed	11.1421.900.1080.641
17200039	SCHOOL SPECIALTY-	01/28/2020	\$	236.88	\$	236.88	8 - Printed	11.1411.900.4110.641
5200027	SCHOOL SPECIALTY-	01/14/2020	\$	728.85	\$	728.85	8 - Printed	10.1111.110.4160.641
21200029	SCHOOL SPECIALTY-	01/14/2020	\$	2,103.10	\$	2,103.10	8 - Printed	11.1411.900.4035.641
62200263	SCHOOL SPECIALTY-	01/24/2020	\$	2,636.12	\$	2,636.12	8 - Printed	10.1151.351.0059.641
58200198	SCHUMERT, STEPHEN	01/22/2020	\$	1,200.00	\$	1,200.00	8 - Printed	11.1411.900.1090.641
62200265	SEIBEL, LAURIE	01/24/2020	\$	2,253.65	\$	-	0 - Closed	10.3711.805.0075.631
8200027	SHAR PRODUCTS CO	01/15/2020	\$	23.36	\$	23.36	8 - Printed	10.1111.104.4100.643
11200016	SHOW ME TEE'S	01/07/2020	\$	328.00	\$	-	0 - Closed	11.2411.900.4180.641
85200328	SIEVEKING INC.	01/06/2020	\$	1,329.00	\$	-	0 - Closed	10.2541.556.0085.648
40200022	SIX FLAGS	01/13/2020	\$	3,500.00	\$	3,160.00	8 - Printed	11.1411.900.3020.639
97200093	SNAP ON INDUSTRIAL	01/14/2020	\$	1,597.90	\$	1,597.90	8 - Printed	10.2552.512.0080.641
1200033	SOUTHWEST STRINGS, INC	01/10/2020	\$	105.58	\$	-	0 - Closed	10.1111.104.4020.633
1200034	SOUTHWEST STRINGS, INC	01/22/2020	\$	164.90	\$	-	0 - Closed	11.1111.900.4020.641
41200019	ST LOUIS BLACK REPERTORY COMPANY	01/29/2020	\$	900.00	\$	450.00	8 - Printed	11.1131.900.3060.639
1200036	ST. LOUIS AMBUSH	01/29/2020	\$	6,000.00	\$	6,000.00	8 - Printed	11.1411.900.4020.639
62200259	ST. LOUIS CNTY PARKS - QUEENY	01/15/2020	\$	5,541.00	\$	-	0 - Closed	10.1111.104.0075.633
85200330	ST. LOUIS COUNCIL CONSTR CONSU	01/07/2020	\$	1,650.00	\$	-	0 - Closed	10.2541.556.0085.637
58200197	ST. LOUIS SPORTSWEAR	01/21/2020	\$	3,000.00	\$	3,000.00	8 - Printed	11.1411.900.1090.641
62200270	ST. LUKES HOSPITAL	01/30/2020	\$	1,098.55	\$	-	0 - Closed	11.1411.900.0075.641
23200026	STAFF DEVELOPMENT FOR EDUCATORS	01/15/2020	\$	203.00	\$	-	0 - Closed	10.1111.102.4190.641
63200259	STAPLES	01/31/2020	\$	443.30	\$	443.30	8 - Printed	10.1111.108.4060.641
63200256	STAPLES	01/27/2020	\$	1,433.34	\$	1,433.34	8 - Printed	10.1111.108.4235.641
68200008	STROHMEYER, MARTY	01/06/2020	\$	2,457.46	\$	-	0 - Closed	10.3711.805.0075.634
85200342	SUMMIT SUPPLY CORP OF CO.	01/24/2020	\$	3,450.00	\$	3,450.00	8 - Printed	10.2543.553.0085.641
54200159	SWEET VINE MONOGRAMS	01/06/2020	\$	420.00	\$	-	0 - Closed	11.1421.900.1080.641
48200124	TARKETT USA INC.	01/21/2020	\$	3,410.36	\$	3,410.36	8 - Printed	48.4051.618.3080.652
85200332	TECH ELECTRONICS INC	01/08/2020	\$	1,126.00	\$	1,126.00	8 - Printed	40.3211.210.4200.654
54200171	TKO DJ'S	01/27/2020	\$	399.00	\$	-	0 - Closed	11.1411.900.1080.639
14200026	TOLEDO PHYSICAL EDUCATION SUPP	01/22/2020	\$	592.80	\$	592.80	8 - Printed	10.1111.105.4210.641

97200092	TRUCK CENTERS INC	01/13/2020	\$	4,018.03	\$	4,018.03	8 - Printed	10.0000.000.0000.215
65200031	UNIV. OF MISSOURI	01/27/2020	\$	11,268.75	\$	-	0 - Closed	10.2112.302.0070.639
PO#	Vendor Name	PO Date		Order Amount		Balance	Status	1st GL Account
50200097	UNIVERSAL CREATIVE CONCEPTS	01/27/2020	\$	444.00	\$	444.00	8 - Printed	11.1411.900.1050.641
50200095	UNIVERSAL CREATIVE CONCEPTS	01/24/2020	\$	542.50	\$	-	0 - Closed	11.1411.900.1050.641
65200032	UNIVERSITY CITY CHILDREN'S CENTER	01/30/2020	\$	1,050.00	\$	1,050.00	8 - Printed	10.2122.304.0075.631
58200186	USA TOURS, INC.	01/07/2020	\$	1,600.00	\$	1,600.00	8 - Printed	11.2551.900.1090.634
41200020	USA TOURS, INC.	01/29/2020	\$	1,745.00	\$	1,745.00	8 - Printed	11.2551.900.3060.634
56200181	USATESTPREP,LLC	01/09/2020	\$	375.00	\$	-	0 - Closed	10.1151.111.1075.641
50200093	VIRCO MFG CORP	01/14/2020	\$	730.24	\$	730.24	8 - Printed	10.1321.113.1050.641
54200167	WARD'S NATURAL SCIENCE	01/14/2020	\$	556.61	\$	556.61	8 - Printed	10.1151.106.1080.641
56200191	WEBSTER GROVES HIGH SCHOOL	01/24/2020	\$	80.00	\$	-	0 - Closed	10.1411.117.1075.639
56200182	WEINHARDT PARTY RENTAL, INC.	01/14/2020	\$	612.40	\$	612.40	8 - Printed	10.2411.111.1075.633
58200185	WEINHARDT PARTY RENTAL, INC.	01/06/2020	\$	1,217.00	\$	1,217.00	8 - Printed	11.2411.900.1090.633
58200193	WENGER CORP	01/14/2020	\$	1,084.00	\$	1,084.00	8 - Printed	10.1151.104.1090.641
63200247	WEVIDEO	01/22/2020	\$	2,032.53	\$	-	0 - Closed	10.2225.510.0070.641
63200241	WHOLESALE TELECOM INC. W T I	01/21/2020	\$	110.00	\$	110.00	8 - Printed	10.2331.510.0070.641
97200089	WINDSHIELDS & MORE INC	01/07/2020	\$	285.00	\$	-	0 - Closed	10.2552.512.0080.633
56200178	WINNING STREAK	01/08/2020	\$	43.00	\$	-	0 - Closed	11.1421.900.1075.641
58200188	WINNING STREAK	01/09/2020	\$	198.00	\$	-	0 - Closed	11.1421.900.1090.641
56200179	WINNING STREAK	01/08/2020	\$	276.00	\$	-	0 - Closed	11.1421.900.1075.641
54200161	WINNING STREAK	01/09/2020	\$	280.00	\$	280.00	8 - Printed	11.1421.900.1080.641
56200195	WINNING STREAK	01/29/2020	\$	540.00	\$	540.00	8 - Printed	11.1421.900.1075.641
54200169	WINNING STREAK	01/22/2020	\$	1,405.00	\$	1,405.00	8 - Printed	11.1421.900.1080.641
54200170	WINNING STREAK	01/22/2020	\$	1,755.00	\$	1,755.00	8 - Printed	10.1421.117.1080.641
54200173	WINNING STREAK	01/29/2020	\$	4,366.40	\$	4,366.40	8 - Printed	11.1421.900.1080.641
54200163	WIRED TECHNOLOGIES INC.	01/10/2020	\$	283.90	\$	283.90	8 - Printed	10.1421.117.1080.641
			<b>TOTAL:</b>	<b>\$</b>		<b>577,396.99</b>		

**\$15,000+**  
**JANUARY FY20**

<b>PO#</b>	<b>Vendor Name</b>	<b>PO Date</b>	<b>Order Amount</b>	<b>Balance</b>	<b>Status</b>	<b>1st GL Account</b>
75200034	AETNA INC	01/13/2020	\$ 110,000.00	\$ 92,789.56	8 - Printed	10.0000.000.0000.230
85200323	AMERICAN BOILER AND MECHANICAL	01/08/2020	\$ 37,959.00	\$ -	0 - Closed	10.2542.552.0085.633
75200036	ANTHEM	01/13/2020	\$ 480,000.00	\$ 362,842.41	8 - Printed	10.0000.000.0000.230
85200334	AUTOMATIC CONTROLS EQUIP.	01/13/2020	\$ 268,151.00	\$ 268,151.00	8 - Printed	40.2542.558.0085.652
63200223	BIRKEL ELECTRIC	01/06/2020	\$ 30,000.00	\$ 30,000.00	8 - Printed	10.2331.510.0070.636
85200343	BI-STATE ROOF SYSTEM	01/27/2020	\$ 35,000.00	\$ 35,000.00	8 - Printed	10.2542.552.0085.633
75200037	BLUE MEDICARE RX	01/13/2020	\$ 480,000.00	\$ 418,977.20	8 - Printed	10.0000.000.0000.230
85200348	BROADWAY TRUCK CENTERS INC	01/29/2020	\$ 348,028.00	\$ 348,028.00	8 - Printed	40.2541.556.0085.655
48200130	BYRNE & JONES CONSTRUCTION	01/31/2020	\$ 803,265.00	\$ 803,265.00	8 - Printed	48.4051.618.4210.652
97200095	CLEAN ENERGY	01/22/2020	\$ 20,000.00	\$ 20,000.00	8 - Printed	10.2552.512.0080.633
48200120	CONVERGEONE, INC	01/06/2020	\$ 144,666.28	\$ 144,666.28	8 - Printed	48.2331.618.0070.654
48200119	CONVERGEONE, INC	01/06/2020	\$ 265,509.52	\$ 265,509.52	8 - Printed	48.2331.618.0070.654
75200035	DELTA DENTAL OF MISSOURI	01/13/2020	\$ 80,000.00	\$ 57,848.30	8 - Printed	12.0000.000.0000.315
97200101	ENERGY PETROLEUM COMPANY	01/27/2020	\$ 15,010.05	\$ -	0 - Closed	10.2552.512.0080.648
97200094	ENERGY PETROLEUM COMPANY	01/21/2020	\$ 15,572.55	\$ -	0 - Closed	10.2552.512.0080.648
63200243	FRONTLINE TECHNOLOGIES GROUP LLC	01/22/2020	\$ 15,302.84	\$ -	0 - Closed	10.2331.510.0070.641
62200260	GRANDVIEW R-2 SCHOOL DISTRICT	01/24/2020	\$ 26,000.00	\$ 23,924.70	8 - Printed	10.1195.119.0075.631
123 (Change	ICS CONSTRUCTION SERVICES LTD	02/05/2020	\$ 500,000.00	\$ 500,000.00	8 - Printed	48.4051.618.4235.652
48200123	ICS CONSTRUCTION SERVICES LTD	01/21/2020	\$ 1,487,000.00	\$ 1,487,000.00	8 - Printed	48.4051.618.4235.652
48200126	INTEGRA INC	01/22/2020	\$ 589,900.00	\$ 589,900.00	8 - Printed	48.4051.618.1080.652
85200344	INTEGRATED FACILITY SERVICES	01/27/2020	\$ 30,000.00	\$ 30,000.00	8 - Printed	10.2542.552.0085.633
54200174	LAKELAND HOLDING, LLC	01/29/2020	\$ 24,676.00	\$ 24,676.00	8 - Printed	11.1411.900.1080.639
75200038	LINCOLN NATIONAL LIFE INSURANCE COMPANY	01/13/2020	\$ 300,000.00	\$ 256,869.35	8 - Printed	10.0000.000.0000.230
85200338	MERLO PLUMBING INC	01/24/2020	\$ 30,000.00	\$ 30,000.00	8 - Printed	10.2542.552.0085.633
48200121	RAINERI CONSTRUCTION LLC	01/08/2020	\$ 2,016,534.41	\$ 2,016,534.41	8 - Printed	48.4051.618.4160.652
48200128	ROTH, WILLIAM J.	01/22/2020	\$ 489,220.00	\$ 489,220.00	8 - Printed	48.2331.618.0070.654
75200040	SUN LIFE ASSURANCE CO. OF CANADA	01/13/2020	\$ 525,000.00	\$ 337,916.20	8 - Printed	12.0000.000.0000.313
62200252	TRANSPORTATION SOLUTION SERVICES	01/06/2020	\$ 26,500.00	\$ 26,500.00	8 - Printed	10.2551.119.0075.634
75200039	UNITED HEALTH CARE	01/13/2020	\$ 900,000.00	\$ 788,112.33	8 - Printed	12.0000.000.0000.312
75200041	VISITING NURSE ASSOCIATION OF GREATER ST. LOUIS	01/13/2020	\$ 20,612.00	\$ 20,612.00	8 - Printed	11.2511.900.0075.641
<b>TOTAL:</b>			<b>\$ 10,113,906.65</b>			



85200157					1	EACH	\$	57.02	FEDERAL AND STATE TAXES AND FEES - 11741654	6486	\$	57.02
85200157					350.5	EACH	\$	2.20	#2 DIESEL ULTRA LS	6486	\$	771.10
85200157									FEDERAL AND STATE TAXES AND FEES - 11741655	6486	\$	61.42
85200158	08/13/2019	642477	ENERGY PETROLEUM COMPANY	400								
85200158					2000	EACH	\$	1.99	NO LEAD 87 OCT RFG	6486	\$	3,980.00
85200158									FEDERAL AND STATE TAXES AND FEES - 6235612	6486	\$	350.40
85200158					250	EACH	\$	2.03	#2 DIESEL ULTRA LS	6486	\$	507.50
85200158									FEDERAL AND STATE TAXES AND FEES - 6235613	6486	\$	43.81
85200158									FEDERAL AND STATE TAXES AND FEES - 6235611	6486	\$	74.47
85200158					425	EACH	\$	1.99	NO LEAD 87 OCT RFG	6486	\$	845.75
85200207	08/29/2019	642477	ENERGY PETROLEUM COMPANY	400								
85200207					3980.6	EACH	\$	1.77	NO LEAD 87 OCT RFG	6486	\$	7,045.66
85200207									FEDERAL AND STATE TAXES AND FEES - 6239726	6486	\$	697.40
85200207					298.9	EACH	\$	1.88	#2 DIESEL ULTRA LS	6486	\$	561.93
85200207									FEDERAL AND STATE TAXES AND FEES - 6239727	6486	\$	52.37
85200207					400	EACH	\$	1.77	NO LEAD 87 OCT RFG	6486	\$	708.00
85200213	09/05/2019	642477	ENERGY PETROLEUM COMPANY	400								
85200213					1680.2	EACH	\$	1.90	NO LEAD 87 OCT RFG	6486	\$	3,190.70
85200213									FEDERAL AND STATE TAXES AND FEES - 6241920	6486	\$	294.37
85200213					360.2	EACH	\$	1.91	#2 DIESEL ULTRA LS	6486	\$	686.58

85200213					1	EACH	\$	63.10	FEDERAL AND STATE TAXES AND FEES - 6241921			
85200213										6486	\$	63.10
85200213					387.8	EACH	\$	1.90	NO LEAD 87 OCT RFG			
85200213										6486	\$	736.43
85200213					1	EACH	\$	67.95	FEDERAL AND STATE TAXES AND FEES - 6241919			
85200213										6486	\$	67.95
85200236	09/26/2019	642477	ENERGY PETROLEUM COMPANY	400								
85200236					1500.1	EACH	\$	1.82	NO LEAD 87 OCT RFG			
85200236										6486	\$	2,730.18
85200236					1	EACH	\$	262.82	FEDERAL AND STATE TAXES AND FEES - 6247716			
85200236										6486	\$	262.82
85200236					300	EACH	\$	1.91	#2 DIESEL ULTRA LS -6247717			
85200236										6486	\$	573.00
85200236					1	EACH	\$	52.56	FEDERAL AND STATE TAXES AND FEES - 6247717			
85200236										6486	\$	52.56
85200236					350.4	EACH	\$	1.82	NO LEAD 87 OCT RFG - 6247715			
85200236										6486	\$	637.73
85200236					1	EACH	\$	61.40	FEDERAL AND STATE TAXES AND FEES - 6247715			
85200236										6486	\$	61.40
85200207					1	EACH	\$	70.08	FEDERAL AND STATE TAXES AND FEES - 16239725			
85200241	10/08/2019	642477	ENERGY PETROLEUM COMPANY	400						6486	\$	70.08
85200241					799.9	EACH	\$	1.86	NO LEAD 87 OCT RFG - 6249168			
85200241										6486	\$	1,484.05
85200241					1	EACH	\$	140.14	FEDERAL AND STATE TAXES AND FEES - 6249168			
85200241										6486	\$	140.14
85200241					377.5	EACH	\$	2.10	#2 DIESEL ULTRA LS - 6249169			
85200241										6486	\$	792.75
85200241					1	EACH	\$	66.14	FEDERAL AND STATE TAXES AND FEES - 6249169			
85200241										6486	\$	66.14
85200241					352.4	EACH	\$	1.86	NO LEAD 87 OCT RFG - 6249167			
85200241										6486	\$	653.81
85200241					1	EACH	\$	61.74	FEDERAL AND STATE TAXES AND FEES - 6249167			
85200241										6486	\$	61.74
85200251	10/10/2019	642477	ENERGY PETROLEUM COMPANY	400								
85200251					1600.3	EACH	\$	1.87	NO LEAD 87 OCT RFG - 6251410			
85200251										6486	\$	2,984.56

85200251					1	EACH	\$	280.37	FEDERAL AND STATE TAXES AND FEES - 6251410			
85200251										6486	\$	280.37
85200251					422.1	EACH	\$	2.13	#2 DIESEL ULTRA LS - 6251412			
85200251										6486	\$	896.96
85200251					1	EACH	\$	73.96	FEDERAL AND STATE TAXES AND FEES - 6251412			
85200251										6486	\$	73.96
85200251					419.5	EACH	\$	1.87	NO LEAD 87 OCT RFG - 6251411			
85200251										6486	\$	782.37
85200251					1	EACH	\$	73.50	FEDERAL AND STATE TAXES AND FEES - 6251411			
85200251										6486	\$	73.50
85200270	10/30/2019	642477	ENERGY PETROLEUM COMPANY	400								
85200270					400	EACH	\$	1.80	NO LEAD 87 OCT RFG - 6254980			
85200270										6486	\$	720.00
85200270					1	EACH	\$	70.08	FEDERAL AND STATE TAXES AND FEES - 6254980			
85200270										6486	\$	70.08
85200270					314.2	EACH	\$	1.97	#2 DIESEL ULTRA LS - 6254981			
85200270										6486	\$	617.40
85200270					1	EACH	\$	55.04	FEDERAL AND STATE TAXES AND FEES - 6254981			
85200270										6486	\$	55.04
85200270					1323	EACH	\$	1.80	NO LEAD 87 OCT RFG - 6254979			
85200270										6486	\$	2,381.40
85200270					1	EACH	\$	231.79	FEDERAL AND STATE TAXES AND FEES - 6254979			
85200270										6486	\$	231.79
85200274	10/30/2019	915734	SIEVEKING INC.	400								
85200274					1100.3	EACH	\$	1.94	353 N/L GASOHOL 87 OCTANE			
85200274										6486	\$	2,134.58
85200274					1	EACH	\$	196.47	FEDERAL AND STATE TAXES AND FEES ON 353 N/L GASOHOL 87 OCTANE			
85200274										6486	\$	196.47
85200288	11/22/2019	642477	ENERGY PETROLEUM COMPANY	400								
85200288					1081.8	EACH	\$	1.88	NO LEAD 87 OCT RFG - 6257132			
85200288										6486	\$	2,033.78
85200288					1	EACH	\$	189.54	FEDERAL AND STATE TAXES AND FEES - 6257132			
85200288										6486	\$	189.54
85200288					418.5	EACH	\$	1.88	NO LEAD 87 OCT RFG - 6257131			
85200288										6486	\$	786.78
85200288					1	EACH	\$	73.32	FEDERAL AND STATE TAXES AND FEES - 6257131			
85200288										6486	\$	73.32



85200289	11/22/2019	642477	ENERGY PETROLEUM COMPANY	400								
85200289					419	EACH	\$	1.81	NO LEAD 87 OCT RFG - 11741814			
85200289										6486		
85200289					1	EACH	\$	73.41	FEDERAL AND STATE TAXES AND FEES - 11741814	\$	758.39	
85200289										6486	\$	73.41
85200289					580.4	EACH	\$	1.81	NO LEAD 87 OCT RFG - 11741816			
85200289										6486	\$	1,050.52
85200289					1	EACH	\$	101.69	FEDERAL AND STATE TAXES AND FEES - 11741816			
85200289										6486	\$	101.69
85200289					302.8	EACH	\$	2.12	#2 ULTRA LS DIESEL - 11741815			
85200289										6486	\$	641.94
85200289					1	EACH	\$	53.05	STATE AND FEDERAL TAXES AND FEES - 11741815			
85200289										6486	\$	53.05
85200315	12/09/2019	642477	ENERGY PETROLEUM COMPANY	400								
85200315					1600	EACH	\$	1.85	NO LEAD 87 OCT RFG - 6261204			
85200315										6486	\$	2,960.00
85200315					1	EACH	\$	280.32	FEDERAL AND STATE TAXES AND FEES - 6261204			
85200315										6486	\$	280.32
85200315					420	EACH	\$	1.85	NO LEAD 87 OCT RFG - 6261203			
85200315										6486	\$	777.00
85200315					1	EACH	\$	73.58	FEDERAL AND STATE TAXES AND FEES - 6261203			
85200315										6486	\$	73.58
85200326	01/02/2020	626035	HOME SERVICE OIL CO INC	400								
85200326					400.2	EACH	\$	1.94	RFG 87 OCT UNL REG			
85200326										6486	\$	776.39
85200326					1	EACH	\$	70.11	STATE AND FEDERAL TAXES AND FEES			
85200326										6486	\$	70.11
85200328	01/06/2020	915734	SIEVEKING INC.	400								
85200328					290.2	EACH	\$	1.79	353 N/L GASOHOL 87 OCTANE			
85200328										6486	\$	519.46
85200328					1	EACH	\$	4.80	FEDERAL AND STATE TAXES AND FEES ON 353 I			
85200328										6486	\$	4.80
85200328					1	EACH	\$	4.80	FEDERAL AND STATE TAXES AND FEES ON 353 I			
85200328										6486	\$	4.80
85200328					432.4	EACH	\$	1.85	353 N/L GASOHOL 87 OCTANE			
85200328										6486	\$	799.94
85200333	01/10/2020	642477	ENERGY PETROLEUM COMPAI	400								
85200333					500	EACH	\$	1.93	NO LEAD 87 OCT RFG			
85200333										6486	\$	965.00
85200333					1	EACH	\$	87.60	FEDERAL AND STATE TAXES AND FEES			

85200333							6486	\$	87.60
85200333			16.9 EACH	\$	2.26 #2 DIESEL ULTRA LS				
85200333							6486	\$	38.19
85200333			1 EACH	\$	2.96 FEDERAL AND STATE TAXES AND FEES				
85200333							6486	\$	2.96
85200333			350 EACH	\$	1.93 NO LEAD 87 OCT RFG				
85200333							6486	\$	675.50
85200333			1 EACH	\$	61.33 FEDERAL AND STATE TAXES AND FEES				
85200333							6486	\$	61.33
85200333			300.1 EACH	\$	2.26 #2 ULTRA PREM LSD - DIESEL				
85200333							6486	\$	678.23
85200333			1 EACH	\$	52.58 STATE AND FEDERAL TAXES AND FEES				
85200333							6486	\$	52.58
85200335	01/22/2020	642477	ENERGY PETROLEUM COMPAI 400						
85200335			1200.3 EACH	\$	1.88 NO LEAD 87 OCT RFG				
85200335							6486	\$	2,256.56
85200335			1 EACH	\$	210.29 FEDERAL AND STATE TAXES AND FEES				
85200335							6486	\$	210.29
85200335			300.2 EACH	\$	1.91 #2 DIESEL ULTRA LS				
85200335							6486	\$	573.38
85200335			1 EACH	\$	52.59 FEDERAL AND STATE TAXES AND FEES				
85200335							6486	\$	52.59
85200335			420 EACH	\$	1.88 NO LEAD 87 OCT RFG				
85200335							6486	\$	789.60
85200335			1 EACH	\$	73.58 FEDERAL AND STATE TAXES AND FEES				
85200335							6486	\$	73.58
85200335			300.1 EACH	\$	2.26 #2 ULTRA PREM LSD - DIESEL				
85200335							6486	\$	678.23
85200335			1 EACH	\$	52.58 STATE AND FEDERAL TAXES AND FEES				
85200335							6486	\$	52.58
85200345	01/28/2020	642477	ENERGY PETROLEUM COMPAI 400						
85200345			1300.2 EACH	\$	1.77 NO LEAD 87 OCT RFG				
85200345							6486	\$	2,301.35
85200345			1 EACH	\$	230.30 FEDERAL AND STATE TAXES AND FEES				
85200345							6486	\$	230.30
85200345			420 EACH	\$	1.77 NO LEAD 87 OCT RFG				
85200345							6486	\$	743.40
85200345			1 EACH	\$	74.39 FEDERAL AND STATE TAXES AND FEES				
85200345							6486	\$	74.39
97200049	08/27/2019	800559	KIESEL COMPANY	500					
						PREMIUM ULTRA LOW SULFUR #2 DIESEL			
97200049			7500 EACH	\$	1.85 FUEL		6486	\$	13,867.50
97200049			7500 EACH	\$	0.00 FED OIL SPILL FEE		6486	\$	16.05
97200049			7500 EACH	\$	0.00 MO AGI TAX PER GAL EXTRA		6486	\$	7.50
97200049			7500 EACH	\$	0.17 MO STATE TAX PER GAL		6486	\$	1,275.00

97200049												
97200049					7500	EACH	\$	0.00	MO ADG INSP. FEE TAX PER GAL	6486	\$	5.25
97200049												
97200049					7500	EACH	\$	0.00	MO USTD TRANSP. LOAD FEE TAX PER GAG	6486	\$	18.75
97200057	09/04/2019	800559	KIESEL COMPANY	500								
									PREMIUM ULTRA LOW SULFUR #2 DIESEL			
97200057					7500	EACH	\$	1.84	FUEL			
97200057										6486	\$	13,800.00
97200057					7500	EACH	\$	0.00	FED OIL SPILL FEE			
97200057										6486	\$	16.05
97200057					7500	EACH	\$	0.00	MO. AGI TAX PER GAL. EXTRA			
97200057										6486	\$	7.50
97200057					7500	EACH	\$	0.17	MO. STATE TAX PER GAL			
97200057										6486	\$	1,275.00
97200057					7500	EACH	\$	0.00	MO. ADG INSP. FEE TAX PER GAL			
97200057										6486	\$	5.25
97200057					7500	EACH	\$	0.00	MO. USTD TRANSP. LOAD FEE TAX PER GAL			
97200057										6486	\$	18.75
97200058	09/16/2019	626035	HOME SERVICE OIL CO INC	500								
									PREMIUM ULTRA LOW SULFUR # 2 DIESEL			
97200058					7500	EACH	\$	1.77	FUEL			
97200058										6486	\$	13,293.75
97200058					7500	EACH	\$	0.00	FED OIL SPILL FEE			
97200058										6486	\$	16.05
97200058					7500	EACH	\$	0.00	MO AGI TAX PER GAL EXTRA			
97200058										6486	\$	7.50
97200058					7500	EACH	\$	0.17	MO STATE TAX PER GAL			
97200058										6486	\$	1,275.00
97200058					7500	EACH	\$	0.00	MO ADG INSP. FEE TAX PER AL			
97200058										6486	\$	5.25
97200058					7500	EACH	\$	0.00	MO USTD TRANSP LOAD FEE TAX PER GAL			
97200058										6486	\$	18.75
97200065	09/26/2019	626035	HOME SERVICE OIL CO INC	500								
									PREMIUM ULTRA LOW SULFUR #2 DIESEL			
97200065					7500	EACH	\$	2.13	FUEL			
97200065										6486	\$	16,002.75
97200065					7500	EACH	\$	0.00	FED OIL SPILL FEE			
97200065										6486	\$	16.05
97200065					7500	EACH	\$	0.00	MO AGI TAX PER GAL EXTRA			
97200065										6486	\$	7.50
97200065					7500	EACH	\$	0.17	MO STATE TAX PER GAL			
97200065										6486	\$	1,275.00
97200065					7500	EACH	\$	0.00	MO ADG INSP. FEE TAX PER GAL			

97200065									6486	\$	5.25
97200065				7500	EACH	\$	0.00	MO USTD TRANSP. LOAD FEE TAX PER GAL			
97200065									6486	\$	18.75
97200066	10/04/2019	642477	ENERGY PETROLEUM COMPANY	500							
97200066				7500	EACH	\$	2.03	PREMIUM ULTRA LOW SULFUR #2 DIESEL FUEL BID #20P-47			
97200066									6486	\$	15,207.00
97200066				7500	EACH	\$	0.00	FED OIL SPILL FEE			
97200066				7500	EACH	\$	0.00	MO. AGI TAX PER GAL. EXTRA	6486	\$	16.05
97200066				7500	EACH	\$	0.17	MO STATE TAX PER GAL	6486	\$	7.50
97200066				7500	EACH	\$	0.00	MO ADG INSP FEE TAX PER GAL	6486	\$	1,275.00
97200066				7500	EACH	\$	0.00	MO USTD TRANSP LOAD FEE TAX PER GAL	6486	\$	5.25
97200066									6486	\$	18.75
97200067	10/10/2019	642477	ENERGY PETROLEUM COMPANY	500							
97200067				7500	EACH	\$	2.00	PREMIUM ULTRA LOW SULFUR #2 DIESEL FUEL			
97200067									6486	\$	15,000.00
97200067				7500	EACH	\$	0.00	FED. OIL SPILL FEE			
97200067				7500	EACH	\$	0.00	MO AGI TAX PER GAL. EXTRA	6486	\$	16.05
97200067				7500	EACH	\$	0.17	MO STATE TAX PER GAL	6486	\$	7.50
97200067				7500	EACH	\$	0.00	MO ADG INSP. FEE TAX PER GAL	6486	\$	1,275.00
97200067				7500	EACH	\$	0.00	MO. USTD TRANSP. LOAD FEE TAX PER GAL	6486	\$	5.25
97200067									6486	\$	18.75
97200071	10/30/2019	626035	HOME SERVICE OIL CO INC	500							
97200071				7500	EACH	\$	1.98	PREMIUM, ULTRA LOW SULFUR #2 DIESEL FUEL			
97200071									6486	\$	14,850.00
97200071				7500	EACH	\$	0.00	FED. OIL SPILL FEE			
97200071				7500	EACH	\$	0.00	MO.AGI TAX PER GAL. EXTRA	6486	\$	16.05
97200071				7500	EACH	\$	0.17	MO. STATE TAX PER GAL	6486	\$	7.50
97200071				7500	EACH	\$	0.00	MO. STATE TAX PER GAL	6486	\$	1,275.00

97200071					7500	EACH	\$	0.00	MO. ADG INSP. FEE TAX PER GAL			
97200071										6486	\$	5.25
97200071					7500	EACH	\$	0.00	MO. USTDTRANSP. LOAD FEE TAX PER GAL			
97200071										6486	\$	18.75
97200076	11/12/2019	642477	ENERGY PETROLEUM COMPANY	500								
97200076					7500	EACH	\$	2.04	PREMIUM ULTRA LOW SULFUR #2 DIESEL FUEL TREATED BID # 20P-62			
97200076										6486	\$	15,262.50
97200076					7500	EACH	\$	0.00	FED OIL SPILL FEE			
97200076										6486	\$	16.05
97200076					7500	EACH	\$	0.00	MO AGI TAX PER GAL EXTRA			
97200076										6486	\$	7.50
97200076					7500	EACH	\$	0.17	MO STATE TAX PER GALLON			
97200076										6486	\$	1,275.00
97200076					7500	EACH	\$	0.00	MO ADG INSP. FEE TAX PER GALLON			
97200076										6486	\$	5.25
97200076					7500	EACH	\$	0.00	MO USTD TRANSP. LOAD FEE TAX PER GALLON			
97200076										6486	\$	18.75
97200077	11/14/2019	642477	ENERGY PETROLEUM COMPANY	500								
97200077					7500	EACH	\$	2.09	PREMIUM ULTRA LOW SULFUR #2 DIESEL FUEL TREATED			
97200077										6486	\$	15,675.00
97200077					7500	EACH	\$	0.00	FED OIL SPILL FEE			
97200077										6486	\$	16.05
97200077					7500	EACH	\$	0.00	MO AGI TAX PER GAL. EXTRA			
97200077										6486	\$	7.50
97200077					7500	EACH	\$	0.17	MO STATE TAX PER GAL			
97200077										6486	\$	1,275.00
97200077					7500	EACH	\$	0.00	MO. ADG INSP. FEE TAX PER GAL			
97200077										6486	\$	5.25
97200077					7500	EACH	\$	0.00	MO. USTD TRANSP. LOAD FEE TAX PER GAL			
97200077										6486	\$	18.75
97200078	12/03/2019	642477	ENERGY PETROLEUM COMPANY	500								
97200078					7500	EACH	\$	1.92	PREMIUM ULTRA LOW SULFUR #2 DIESEL FUEL TREATED			
97200078										6486	\$	14,400.00
97200078					7500	EACH	\$	0.00	FED OIL SPILL FEE			
97200078										6486	\$	16.05
97200078					7500	EACH	\$	0.00	MO AGI TAX PER GAL EXTRA			
97200078										6486	\$	7.50
97200078					7500	EACH	\$	0.17	MO STATE TAX PER GAL			

97200078									6486	\$	1,275.00
97200078				7500	EACH	\$	0.00	MOADG INSP. FEE TAX PR GAL			
97200078									6486	\$	5.25
97200078				7500	EACH	\$	0.00	MO USTD TRANSP. LOAD FEE TAX PER GAL			
97200078									6486	\$	18.75
97200086	12/18/2019	626035	HOME SERVICE OIL CO INC	500							
97200086				7500	EACH	\$	1.92	PREMIUM ULTRA LOW SULFUR #2 DIESEL FUEL TREATED BID # 20P-79			
97200086									6486	\$	14,407.50
97200086				7500	EACH	\$	0.00	FED OIL SPILL FEE			
97200086				7500	EACH	\$	0.00	MO AGI TAX PER GAL. EXTRA	6486	\$	16.05
97200086				7500	EACH	\$	0.17	MO.STATE TAX PER GAL	6486	\$	7.50
97200086				7500	EACH	\$	0.00	MO.ADG INSP. FEE TAX PER GAL	6486	\$	1,275.00
97200086				7500	EACH	\$	0.00	MO.USTD TRANSP. LOAD FEE TAX PER GAL.	6486	\$	5.25
97200086									6486	\$	18.75
97200087	01/02/2020	626035	HOME SERVICE OIL CO INC	500							
97200087				7500	EACH	\$	1.98	PREMIUM ULTRA LOW SULFUR #2 DIESEL FUEL			
97200087									6486	\$	14,841.00
97200087				7500	EACH	\$	0.00	FED OIL SPILL FEE			
97200087				7500	EACH	\$	0.00	MO AGI TAX PER GAL EXTRA	6486	\$	16.05
97200087				7500	EACH	\$	0.17	MO STATE TAX PER GAL	6486	\$	7.50
97200087				7500	EACH	\$	0.00	MO ADG INSP FEE TAX PER GAL	6486	\$	1,275.00
97200087				7500	EACH	\$	0.00	MO USTD TRANSP LOAD FEE TAX PER GAL	6486	\$	5.25
97200087									6486	\$	18.75
97200094	01/21/2020	642477	ENERGY PETROLEUM COMPAI	500							
97200094				7500	EACH	\$	1.90	PREMIUM ULTRA LOW SULFUR #2 DIESEL FUEL			
97200094									6486	\$	14,250.00
97200094				7500	EACH	\$	0.00	MO.AGI TAX PER GAL. EXTRA			
97200094				7500	EACH	\$	0.17	MO STATE TAX PER GALLON	6486	\$	7.50
97200094				7500	EACH	\$	0.00	MO ADG INSP. FEE TAX PER GAL	6486	\$	1,275.00
97200094				7500	EACH	\$	0.00	MO USTD TRANSP. LOAD FEE TAX PER GAL.	6486	\$	5.25



85200293				400		EACH	\$	17.25	40" X 48" - 16 MICRON - HIGH DENSITY ONLY CLEAR STAR SEALED (250/CASE) APPROX. CASE WGT : 21.6# PITT PLASTIC #MR40483MC 50 CASES / PALLET ONLY			
85200293										6411	\$	6,900.00
85200298	11/22/2019	914674	UNIPAK CORP.	401								
85200298				800		EACH	\$	9.67	33" X 39" - 1.3 MIL LINEAR LOW DENSITY ONLY CLEAR - STAR SEALED - (100/CASE) APPROX CASE WGT: 11.15# UPC #4013 100CASES / PALLET			
85200298										6411	\$	7,736.00
81200026	07/03/2019	913529	VACCARO & SONS PRODUCE	700	1	EACH	\$	9,850.00	BLANKET PO	6471	\$	9,850.00
81200040	11/12/2019	913529	VACCARO & SONS PRODUCE	700	1	EACH	\$	26,000.00	BLANKET PO			
81200040										6471	\$	26,000.00
										<b>Total Commodity 202 (Paper)</b>		\$ 139,036.40
										<b>Total Commodity 400 (Fuel - Facilities)</b>		\$ 64,941.59
										<b>Total Commodity 500 (Fuel - Transportation)</b>		\$ 223,060.20
										<b>Total Commodity 401 (Trash Liners)</b>		\$ 31,476.00
										<b>Total Commodity 700 (Produce)</b>		\$ 35,850.00
										<b>Grand Total All Commodity</b>		\$ <b>494,364.19</b>